



California Emergency Child Care Bridge

California Child Welfare Council

June 14, 2023





Pilot phase



Los Angeles County
Department of Children
and Family Services



The Ralph M. Parsons Foundation



Children served by two systems

- Collaboration between CCRC and Children's Data Network
- 24% (2,873) of children known to Child Protective Services (CPS) in CCRC's service area before age 5 years received subsidized child care through CCRC. Of these:
 - 62% first served by CPS
 - 83% served as infants/toddlers



Legislation: Taking pilot to statewide implementation

- Coordination between child care and child welfare advocates
- Two-day convening with Senator Holly Mitchell and Assemblymember Tony Thurmond - 2016
- State not pulling down Title IV-E child care dollars
- Adopted as part of the budget in June 2017
- Emergency Child Care Bridge launched in January 2018
 - 2018: 45 counties \$15M for 6 months in 2018
 - Current: 45 counties \$92.6M



Purpose: CA Emergency Child Care Bridge

- Increase the number of foster children **successfully placed** in home-based family care settings,
- Increase **placement stability**,
- Increase **capacity of child care providers** to meet the needs of foster children in their care, and
- **Maximize funding** to support the child care needs of eligible families.


<https://www.cdss.ca.gov/inforesources/calworks-child-care/ecc-bridge-program>



Components of CA Emergency Child Care Bridge



Emergency Child Care Vouchers



Child Care Navigators



Trauma-Informed Care Training and Coaching



Statewide Bridge Evaluation

2020-2022



Grateful to Partners and Funders





Multimethod/ multigroup evaluation

Key Informant Interviews

- Resource parent/caregivers
- Child care providers
- County Child Welfare Bridge administrators
- Early Care and Education (R&R) administrators
- Child Care Navigators
- Trauma-Informed Care (TIC) coaches

Online Surveys

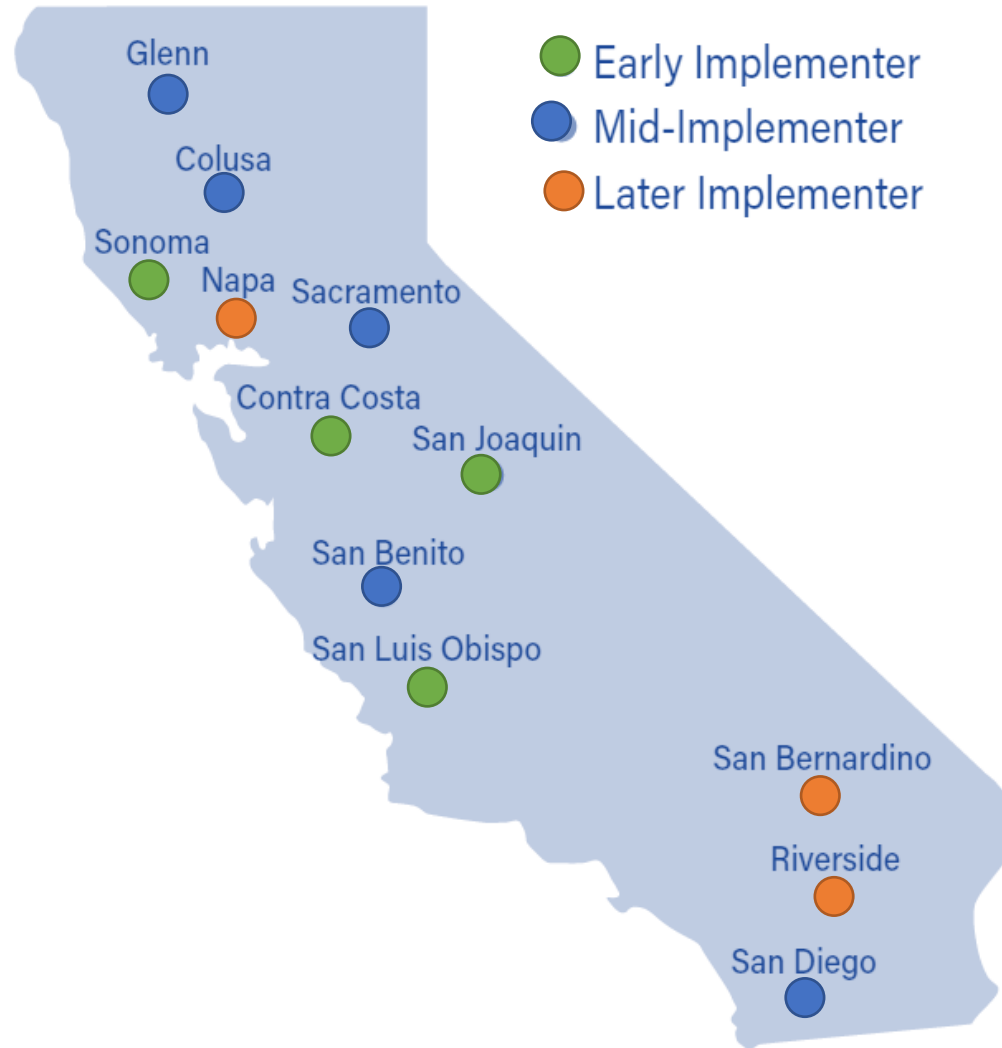
- Resource parent/caregivers
- Child care providers
- Bridge administrators

Administrative Data

- CCB18 (state program data)
- Child Welfare Indicators Project



12 counties participated in the evaluation





Evaluation by the numbers

Parent Caregivers

- 346 Surveys
- 52 Interviews

Child Care Providers

- 607 Surveys
- 57 Interviews

124 Administrative Personnel Interviews (Child Welfare and ECE)



Improving Family Well-being



Bridge increased the likelihood of accepting a child

40% of parent caregivers would NOT have accepted the child without the Bridge Program

Would Not Accept

“We would not have been able to take four kids or an infant because we both work.”

-San Benito

Unsure

“It would have been hard. I would have had to turn down any child that wasn’t old enough to go to school.”

-San Diego

Would Accept

“I would have [still accepted the child], but I don’t know how I would have done it, because they were family.”

-Riverside



Bridge was a stress relief to parent caregivers

Caregiver Stress Measure	Percentage
Access to Child Care Overall	96%
Access to Child Care Navigator	84%
Economic Stress	76%
Emotional Stress	70%



Child Care Navigator (CCN): Essential to success

- **88%** said CCN provided **quality** child care provider referrals
- **90%** said CCN coordinated **timely placement** with a child care provider
- **91%** said the CCN was a helpful **resource**
- **Communication, helpfulness** and **resources offered** were key elements provided by CCN



Child Care Navigator facilitated well-being

*“The worker who reached out to me and **helped me a great deal with all of the finer details of figuring out what child care options were available.** So basically, they asked me some questions about location, where was work, where was home, and preferences and then was able to provide me a list of providers based on the information that I gave her. A lot of the legwork was done during a time when a lot of things were going on, so many things to remember. **It was just kind of like another person to sort of help alleviate stress** and tasks off my to do list so.”*

*“I want to say [everything was] on a platter, here are your choices. That just made me feel very **supported and alleviated a lot of stress** in a time of transition for me because I had to move, and all of these different things that were going on because of accepting placement for foster care.”*



Caregivers noticed positive changes in their child

- **94%** agreed the **provider supported the needs** of their child
- **93%** noted maintaining a consistent **routine** was helpful for the child
- **90%** built **strong bonds** with their child care provider
- **78%** noticed a positive change in their child's well-being
 - **Thrived** socially, cognitively, and physically

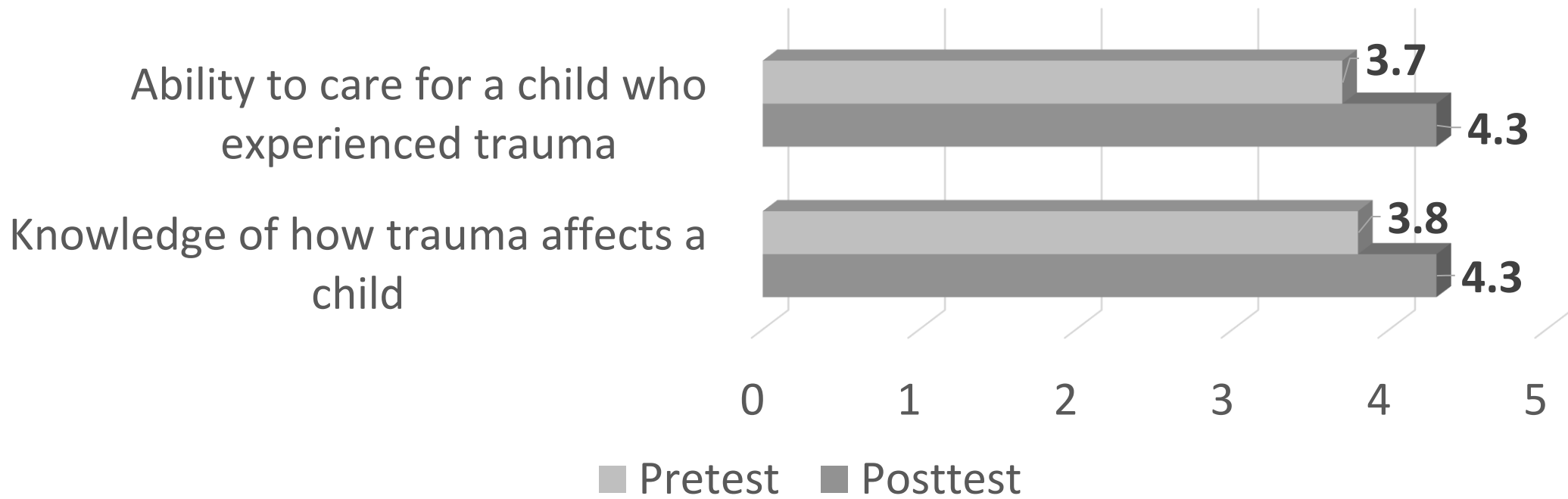


Trauma-Informed Care: Increasing Child Care Provider Knowledge, Practice and Willingness



TIC training improves child care provider capacity

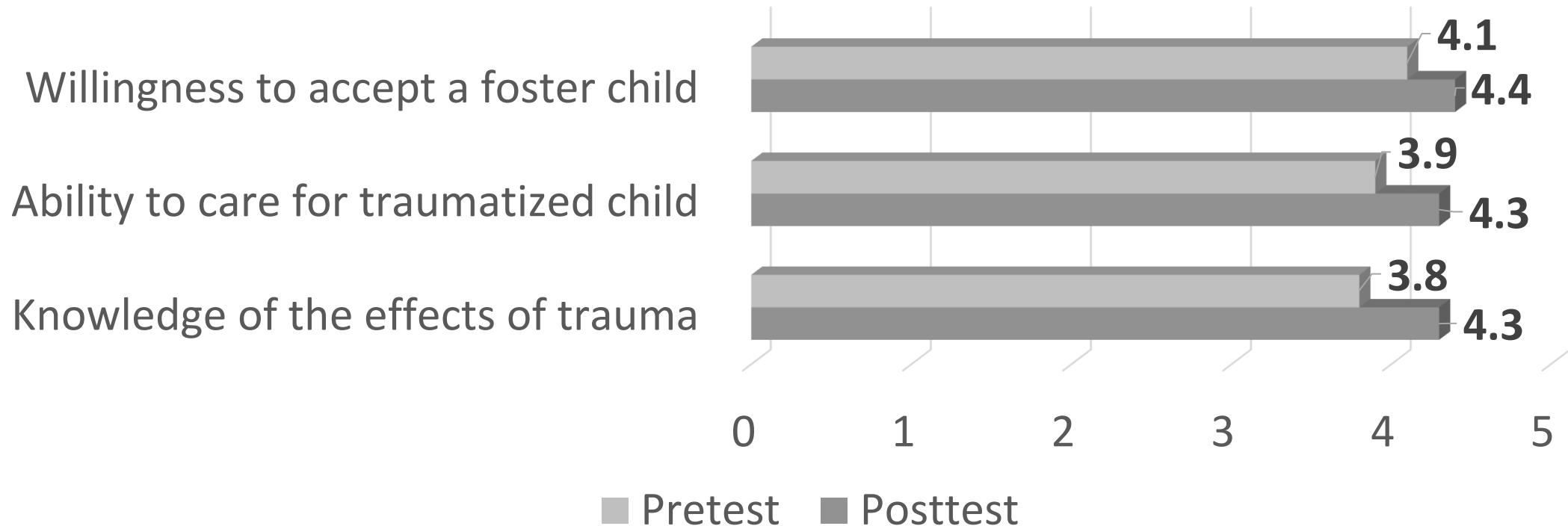
Average pre and posttest ratings show TIC training increased child care provider's ability to support foster children





TIC coaching improves child care provider capacity

Average pre and posttest ratings show TIC coaching increased child care provider's ability to support foster children





Statewide Bridge Evaluation: Recommendations



Recommendations

- **Increase funding to ensure access and stability** (e.g., at reunification/adoption, beyond 6 months, more age groups, child care provider types, sibling sets, out-of-county placements)
- **Fund administrative support** needed to ensure a strong Child Welfare-ECE collaborative relationship
- Given the tremendous stress reduction due to the **Navigator and TIC** – **increase resources to these components and provide at reunification**



Recommendations Continued

- **Improve awareness through enhanced marketing and training:**
 - Bridge program training for **social workers** to increase awareness
 - Provide additional support in **marketing, outreach, and advertising** for TIC training and coaching
 - **Even more challenging with remote work**



Thank you!

Questions?

Michael Olenick, PhD
President & CEO
molenick@ccrcca.org

Donna Sneeringer, MPA
Chief Strategy Officer
dsneeringer@ccrcca.org

Susan Savage, PhD
Director of Research
ssavage@ccrcca.org