



IMPACT Stakeholder Committee

September 26, 10:00 am – 12:00 pm

Meeting Logistics

- American Sign Language Interpreting Provided
- Closed Captioning Available via Zoom
- Meeting slides, video recording & transcript will be posted to the [CalHHS Agency's MPA webpage](#)
- Please rename yourself in Zoom by right clicking on your video and select "rename."



Public Comment

- **Public comments during meeting, as on agenda**
- Attendees joining by **phone**, press *9 on your dial pad to join line. The moderator will announce the last 4 digits of your phone number and will unmute your line.
- Attendees joining by **webinar (Zoom)**, click the *raise hand* button to join line. The moderator will announce your name or your last 4 digits of your phone number and will unmute your line.
- For additional public comment or for meeting feedback email Engage@aging.ca.gov.



Welcome & Introductions

Susan DeMarois
Director, CA Department of Aging

IMPACT Stakeholder Committee Members



Eric Dowdy, MPPA, Vice President of Public Policy, Alzheimer's Association Northern California & Northern Nevada Chapter

Eric Harris, JD, Director of Public Policy, Disability Rights California

Nancy McPherson, MPA, State Director for AARP California

Sarita Mohanty, MD, MPA, MBA, President and Chief Executive Officer, The SCAN Foundation

Doug Moore, Executive Director, United Domestic Workers of America

Sharon Nevins, LCSW, MPA, Director, San Bernardino County Department of Aging & Adult Services/Area Agency on Aging

IMPACT Stakeholder Committee Members



Linda Nguy, MPP, MBA, Associate Director of Policy Advocacy, [Western Center on Law & Poverty](#)

Kevin Prindiville, JD, Executive Director, [Justice in Aging](#)

Kiran Savage-Sangwan, MPA, Executive Director, [California Pan-Ethnic Health Network](#)

Kathleen Sullivan, PhD, Executive Director, Openhouse

Fernando Torres-Gil, PhD, MSW, Director of the [UCLA Center for Policy Research on Aging](#), Professor of Social Welfare and Public Policy at UCLA, Adjunct Professor of Gerontology at USC

Today's Meeting Agenda

10:00 – Welcome & Opening Remarks

10:15 – Home & Community Based Services Gap Analysis & Roadmap and Long-Term Services & Supports Financing & Affordability Research

10:30 – Q&A / Discussion

10:40 – Racial Equity Framework

11:00 – Mental Health Services Act Modernization

11:20 – 2024 IMPACT Committee Priorities

11:45 – Public Comment

11:55 – Closing & Next Steps

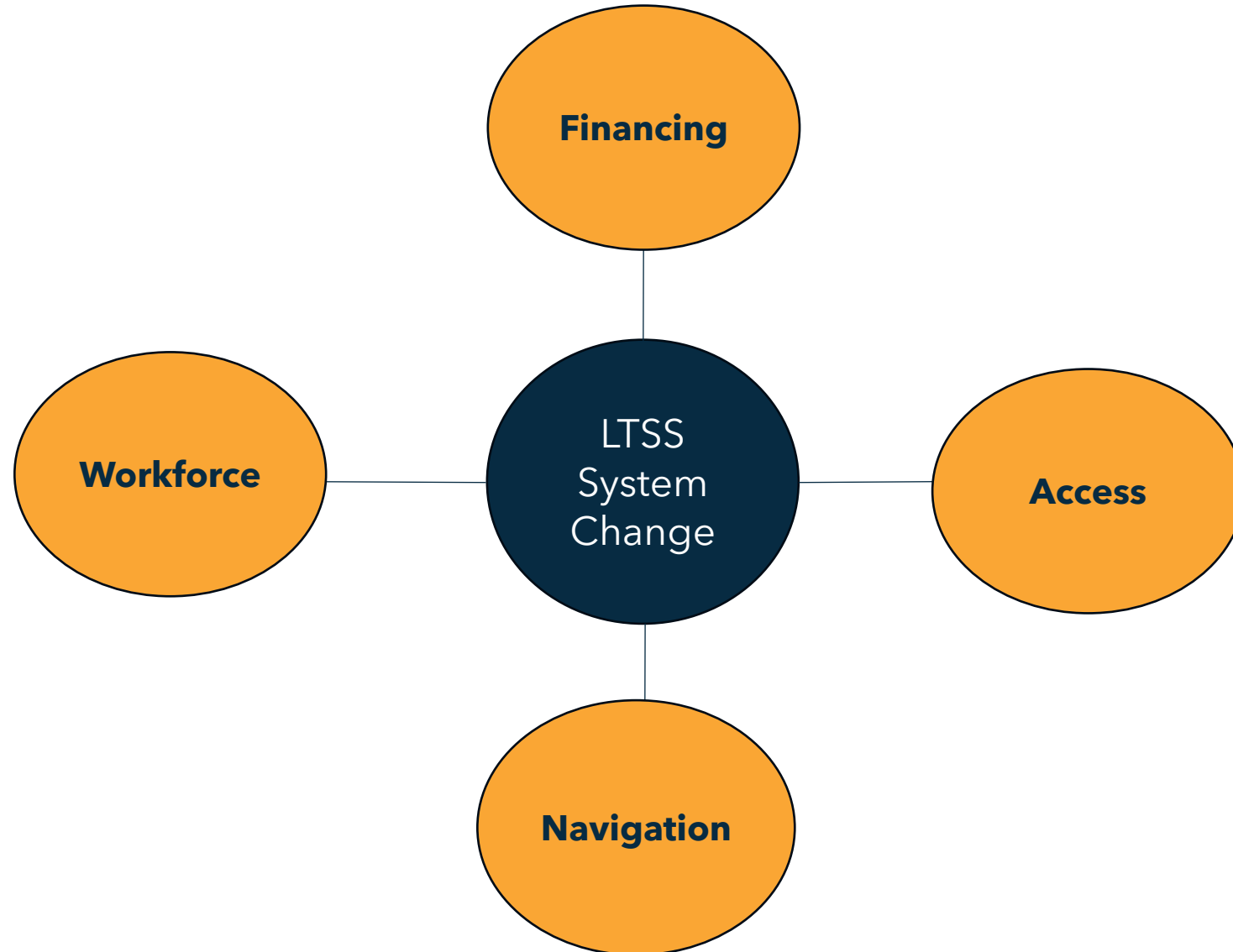


UPDATES:

Home & Community Based Services Gap Analysis & Long Term Services and Supports Financing

Sarah Steenhausen
*Deputy Director, Division of Policy, Research & Equity
CA Department of Aging*

Key Initiatives: Long-Term Services and Supports (LTSS) System Change



Home and Community-Based Services (HCBS) Gap Analysis and Roadmap

DHCS:
Medi-Cal Gap Analysis and Roadmap

CDA:
Non-Medi-Cal Gap Analysis and Roadmap

Data and Analytics

**Stakeholder
Engagement**

**Roadmap
Development**

Project Objectives

**Obtain consumer
and stakeholder
input**

**Inform through
data**

**Identify Policy
Solutions**

LTSS Financing and Affordability Research

- Define population of interest
- Engage consumers and stakeholders
- Assess current and projected LTSS needs
- Outline policy solutions

Next Steps: Contract development and initiative launch



Advancing Equity in the Master Plan for Aging: A Proposed Framework to Measure Progress

Ross Lallian, Chief of Research

Evan Wallis, Senior Research Specialist

Objectives

- Present the current state of demographic data collection related to the Master Plan for Aging (MPA).
 - Discuss opportunities for improvement in this area.
- Introduce a proposed framework to measure equity and track progress in the MPA.
- Describe how the proposed equity framework will track progress over time.

Current State of Data Collection

2019-2020 California: 23.5% of Adults Age 18+ Self-Identify as a Family & Friend Caregiver (6,976,000 / 29,677,000 Adults Age 18+)

Caregiver Status Characteri... Care Recipient Characteri... Geography Type Geography Age Group Measure Year

(Multiple values) Care Recipient Age California Counties California 18+ Caregiver 2019-2020

Status, by

- Total Population
- Sex
- Race/Ethnicity
- Education
- FPL (99% Interval)
- FPL (100% Interval)
- Birthplace
- Household Size
- Immigration Status
- Insurance Type
- Language at Home
- Urban/Rural
- SOGI - LGBTQ
- SOGI - Gender Identity
- SOGI - Sexual Orientation by Gender
- Work Status

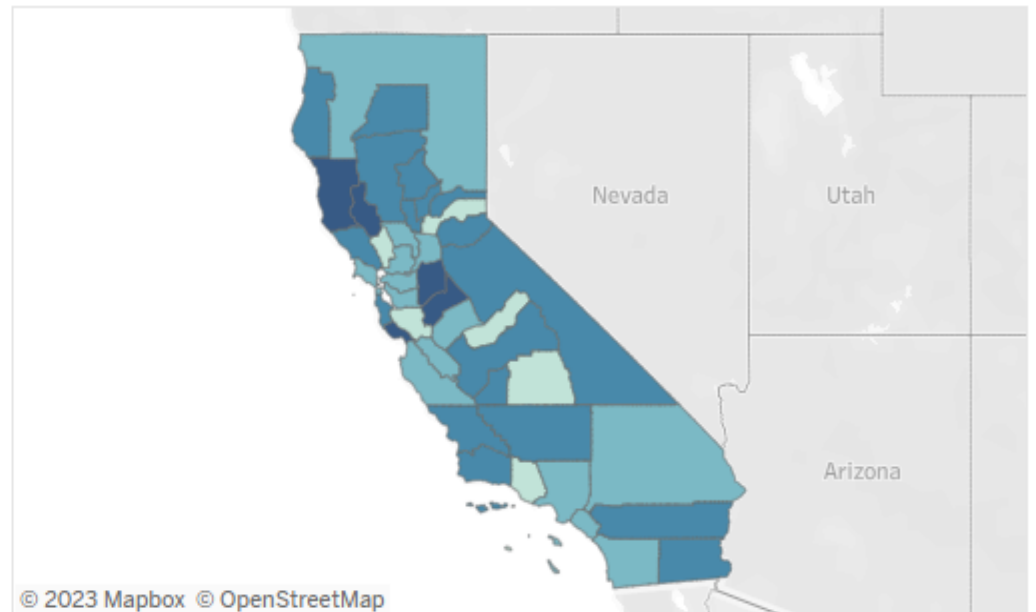
caregiver

Total Population	23.5%
Sex	76.5%
Household Size	27.0%
Immigration Status	73.0%
Language at Home	19.9%
Work Status	80.0%

Percent of Family and Friend Caregivers Age 18+, by Care Recieipient Characteristic, California, 2019-2020

Care Recipient Age	Percent
18-44	14.5%
45-59	13.4%
60-64	7.9%
65-69	8.6%
70-74	11.6%
75-79	10.3%
80-84	13.2%
85-89	11.4%
90-94	9.2%

Percent of Adults Age 18+ Self-Identify as a Family & Friend Caregiver, California, 2019-2020

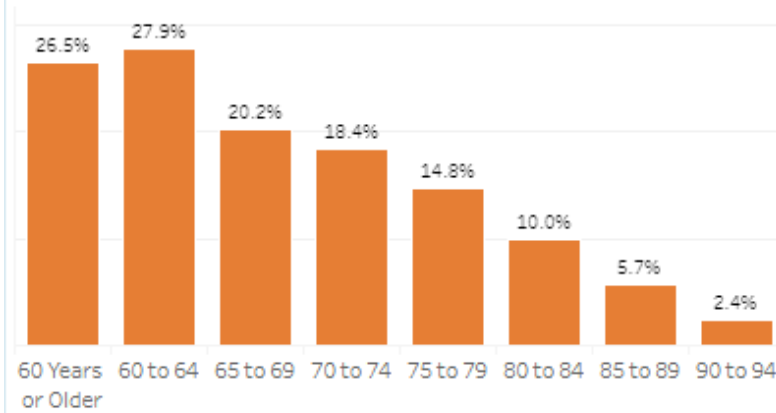


Current State of Data Collection

2016-2020 Orange: 26.5% (646,000 Persons 60 years or Older / 2,434,000 Orange Annual Adult Population Average)

Year: 2016-2020 Location: Orange

Age Group, Household Size, Race/Ethnicity, Urban/Rural and Disability



Household Size	Lives with Others	82.9%
	Lives Alone	
Race/Ethnicity	White	64.7%
	Asian	17.8%
	Hispanic	15.2%
	Black	1.1%
	Two or More Races	1.0%
	AIAN NHPI	0.2%
Urban/Rural	Large City	71.3%
	Suburban	
	Mixed	3.8%
	Small Town	0.3%
	Rural	**
	Small City	**

Education, Income, and Insurance Type

Education	< High School Education	10.9%
	High School Education	20.3%
	Some College	22.3%
	Univ/Col Degree or Above	46.5%
FPL (100% Interval)	FPL 0 - 100%	11.0%
	FPL 101 - 200%	15.5%
	FPL 201 - 300%	11.0%
	FPL 301 - 400%	10.7%
	FPL 401 - 700%	24.7%
	FPL 701% and above	27.1%
Insurance Type	Employment Based / Private	25.1%
	Healthy Families/CHIP / Other Public	0.2%
	Medicaid	4.2%
	Medicare alone/with Other	58.8%
	Uninsured	1.7%

Sexual Orientation and Gender Identity

LGBTQ	Cis-Gender and Straight/Heterosexu..	98.1%
	LGBTQ	1.9%
Sexual Orientation	Bisexual	0.7%
	Celibate/Other	2.1%
	Gay, Lesbian, or Homosexual	0.8%
	Straight or Heterosexual	96.2%
Sexual Orientation by Gender	Bisexual - Female	0.3%
	Bisexual - Male	0.4%
	Gay, Lesbian, or Homosexual - Female	0.4%
	Gay, Lesbian, or Homosexual - Male	0.4%
	Straight/Heterosexual - Female	52.7%
	Straight/Heterosexual - Male	45.7%
Gender Identity	Cis-Gender	99.6%
	Transgender or Gender Non-Confor..	0.4%

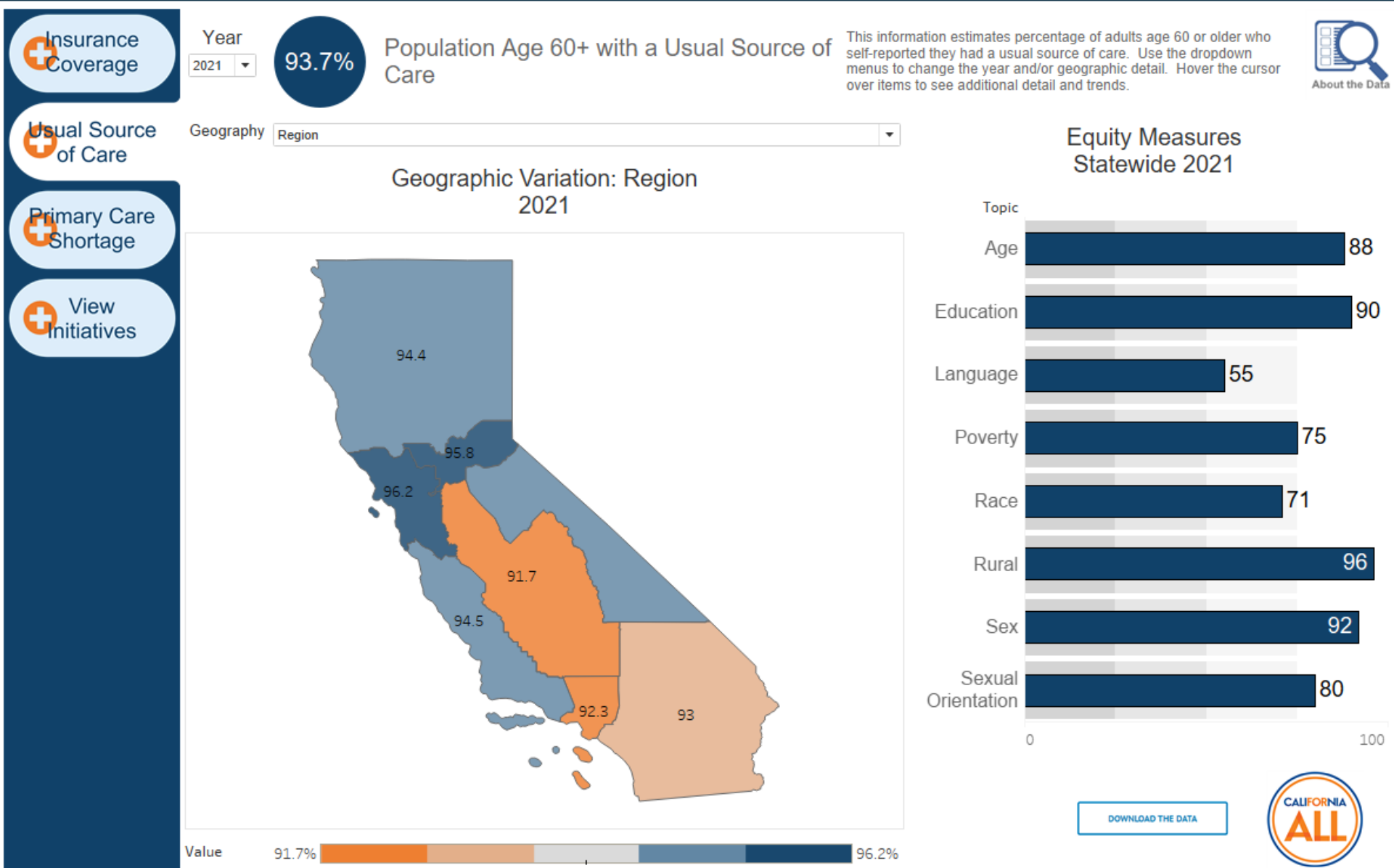
Birthplace, Immigration Status, and Language

Birthplace	US	69.6%
	Asia & Pacific Islands	
	Mexico	5.9%
	Europe	3.4%
	Other	1.5%
	Other Latin America Central America	1.5% 0.4%
Immigration Status	US-Born Citizen	69.6%
	Naturalized Citizen	
	Non-Citizen	4.9%
Language at Home	English	68.8%
	English and One Other Language	16.0%
	Vietnamese	6.1%
	Spanish	3.6%
	Other One Language Only	2.9%
	Other Two or More Languages Chinese	1.4%

Opportunities for Improvement

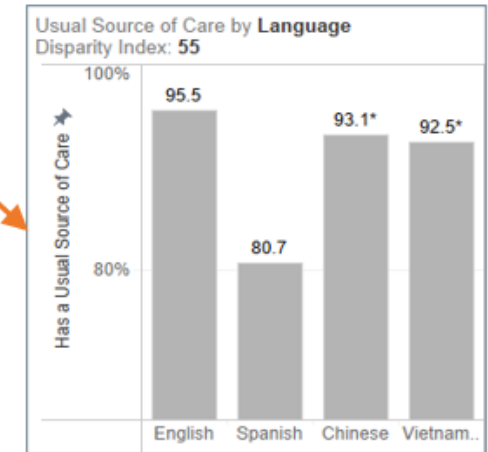
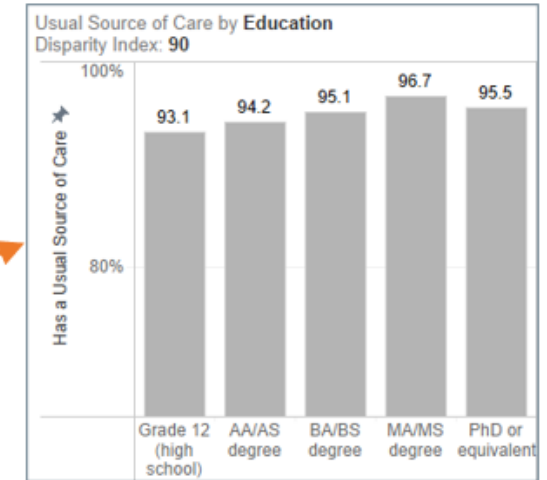
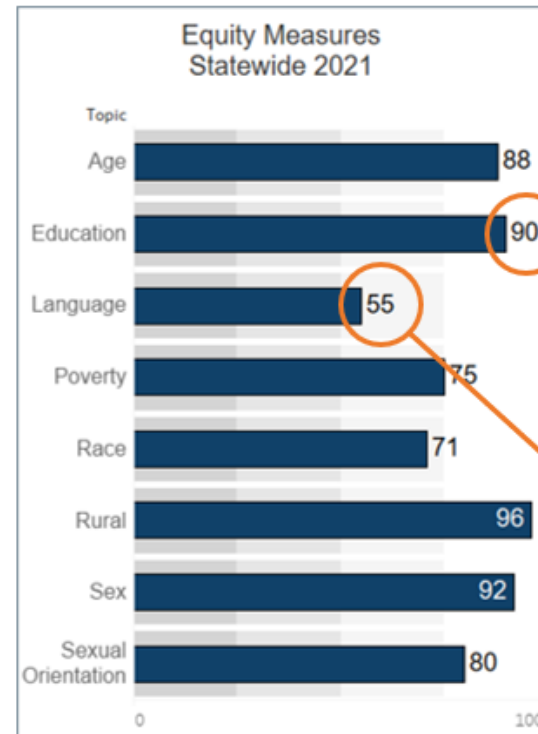
- Develop the ability to quantify and track equity over time.
- Design features that are easier for consumers to understand.
- Aim to collect consistent demographic data across workstreams and visualizations.
- Create features and outputs which allow for data to be actionable.

Proposed Framework: Measuring Equity in the MPA



NEW: Proposed Equity Index (EI)

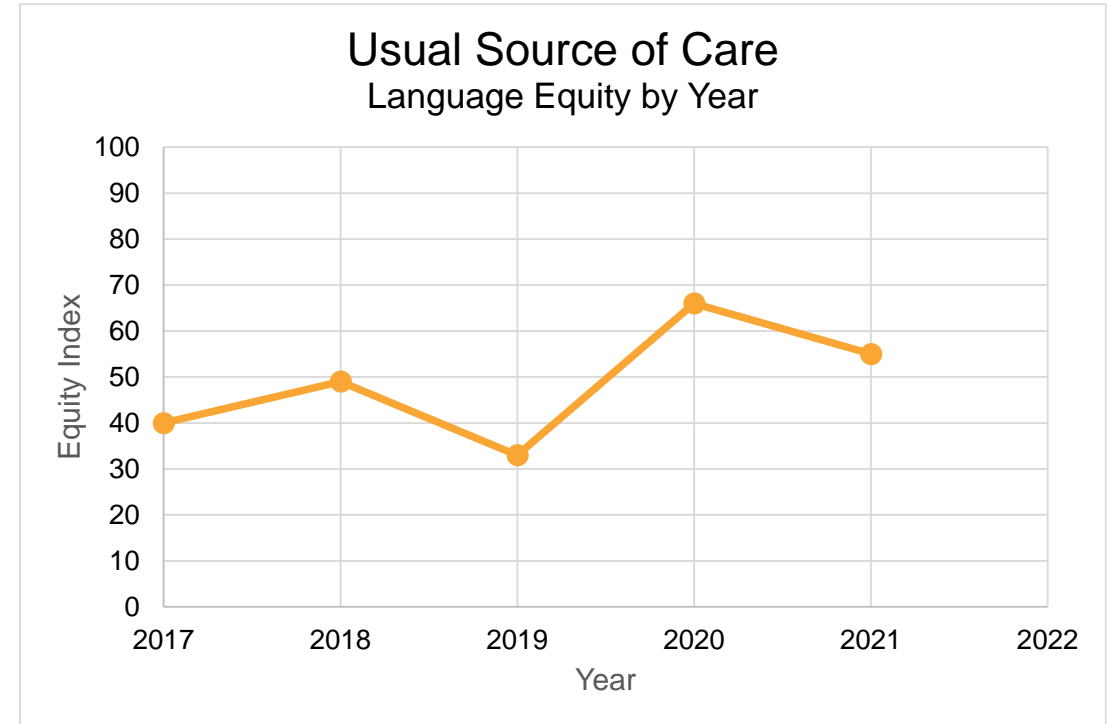
- Scale of 0 to 100
- **Higher** numbers indicate **more equity**
 - Smaller variation between groups
- **Lower** numbers indicate **less equity**
 - Larger variation between groups



Tracking Equity

For each indicator:

- Individual equity targets for each topic
 - e.g. *Language EI of 80 or higher*
- Overall equity target across all topics
 - e.g. *8 out of 8 topics have an EI of 80 or higher.*



Benefits of Standardized Data

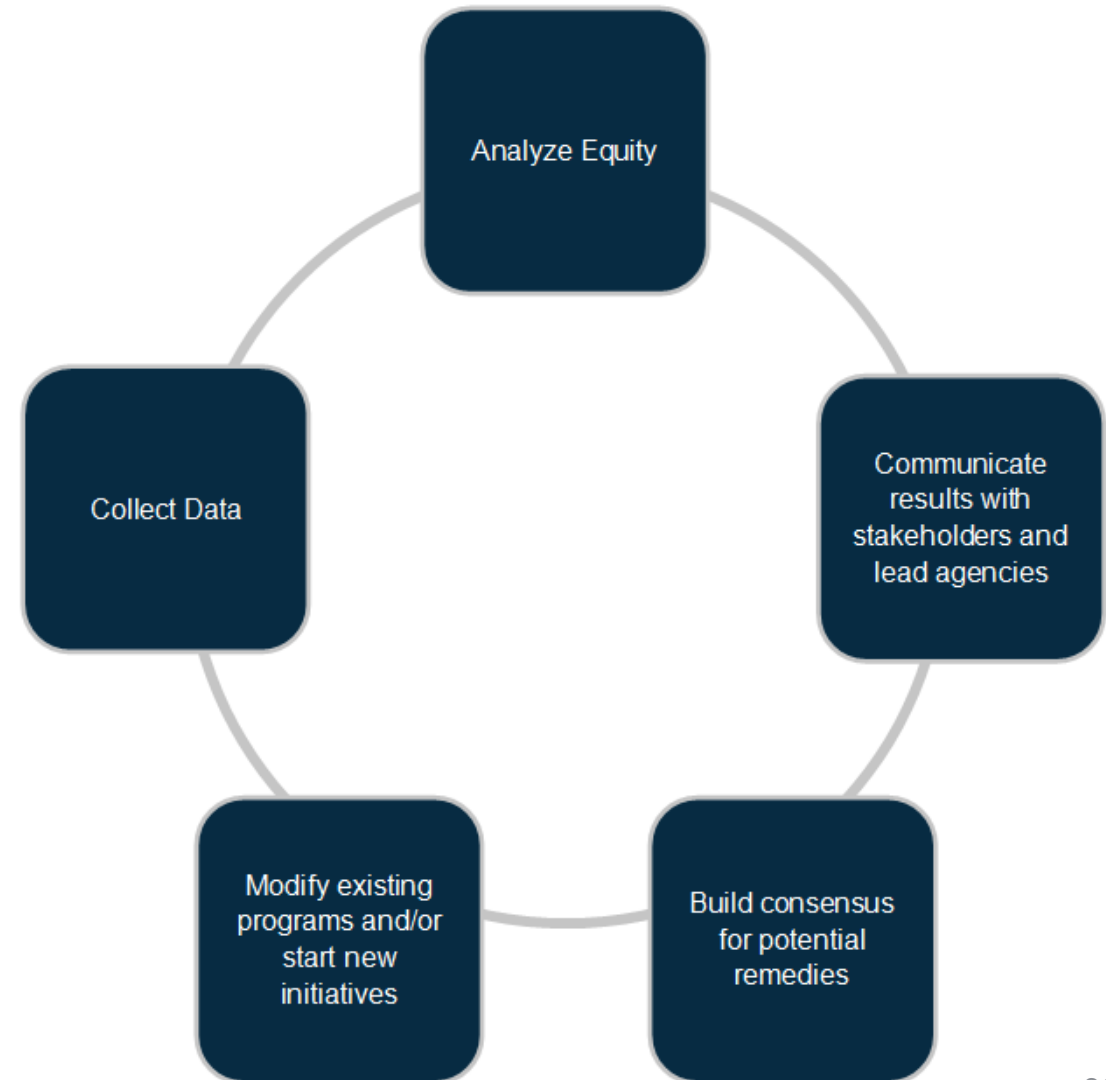
Standardized equity data enables CDA to assess equity across the MPA, potentially identifying areas where inequity is greatest for each topic (e.g. *race/ethnicity*).

Topic	Park Access	Housing Cost Burden	Routine & Personal Care Needs Met	Usual Source of Care	Protection from Abuse	Food Insecurity
Race/Ethnicity	62	49	68	71	61	48

The fictitious data displayed is shown only as an example. These data do not represent actual analysis.

First Step

CDA's equity data framework is one step in a larger collaborative system.





Thank You

Ross.Lallian@aging.ca.gov

Mental Health Services Act Modernization

Stephanie Welch

*Deputy Secretary for Behavioral Health
CA Health & Human Services Agency*

Looking Ahead: 2024 IMPACT Priorities

Public Comment

- Attendees joining by **phone**, press *9 on your dial pad to join line. The moderator will announce the last 4 digits of your phone number and will unmute your line.
- Attendees joining by **webinar (Zoom)**, click the *raise hand* button to join line. The moderator will announce your name or your last 4 digits of your phone number and will unmute your line.
- For additional public comment or for meeting feedback email Engage@aging.ca.gov.

Closing Thoughts & Next Steps

Susan DeMarois
Director
CA Department of Aging



Next IMPACT Committee Meeting: January 25, 2024

Contact: Engage@aging.ca.gov