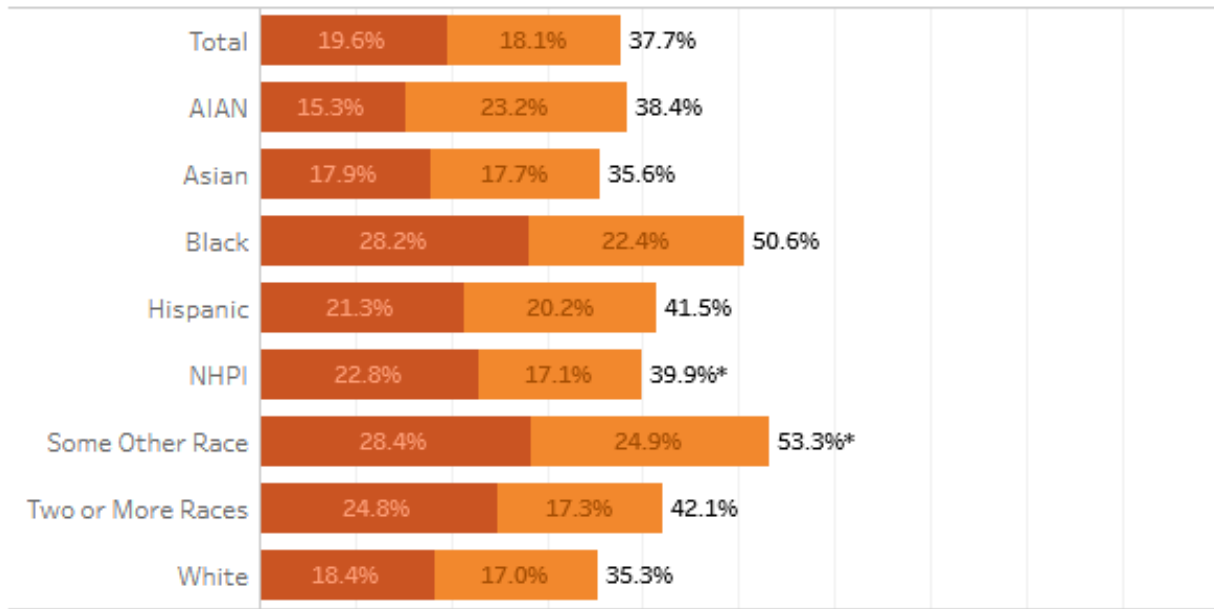


DDA Indicator: Housing Cost Burden

All Households with 65+

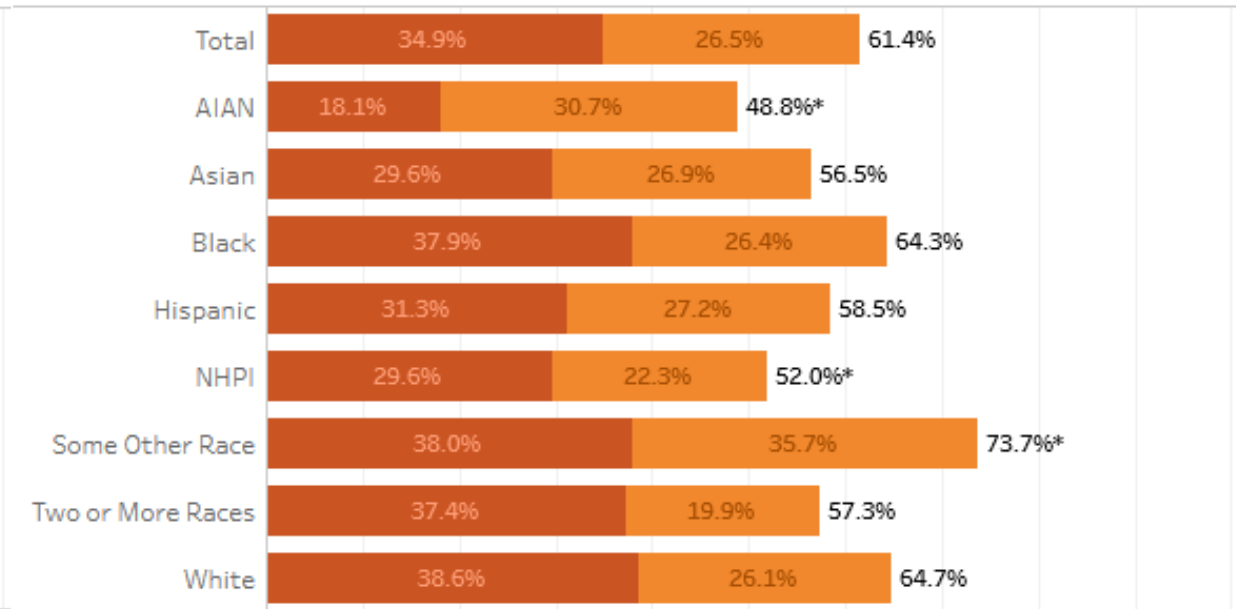
Percent Who Spent More than 30% Income for Housing by Race/Ethnicity from All Households With a Resident 65 or Older, California 2019



More than 50% Income for Housing 30%-49% Income for Housing

Rented Households with 65+

Percent Who Spent More than 30% Income for Housing by Race/Ethnicity from Rented Households With a Resident 65 or Older, California 2019



More than 50% Income for Housing 30%-49% Income for Housing

Poverty/End Homelessness

Key Outcome:	Prevent and End Homelessness for Older Adults and Adults with Disabilities
Indicator	Percentage/number of adults age 50 and older who accessed the California homelessness response system.
Current Interventions/Drivers	Vouchers, landlord incentives, eviction policy, transitional/temporary housing, permanent housing, supportive housing
Aspirational Interventions/Drivers	Prevention of future homelessness, reduced reliance on homelessness services, exits to permanent housing
Factors	Age, gender, race/ethnicity, veteran status, criminal justice history, history of service utilization.
Target	20% reduction in number of older adults reporting homelessness
Data Source	Homeless Data Integration System, HMIS from individual localities, HCAI, FSRDC.
Data Gap	Unhoused individuals who did not access response systems in California, characteristics of individuals who did (and who did not) access services.
Research Gap	Limited microdata, especially microdata containing multiple fields (e.g. homelessness + hospitalization + arrest + demographics + service utilization), prevents rigorous research except in very select cases

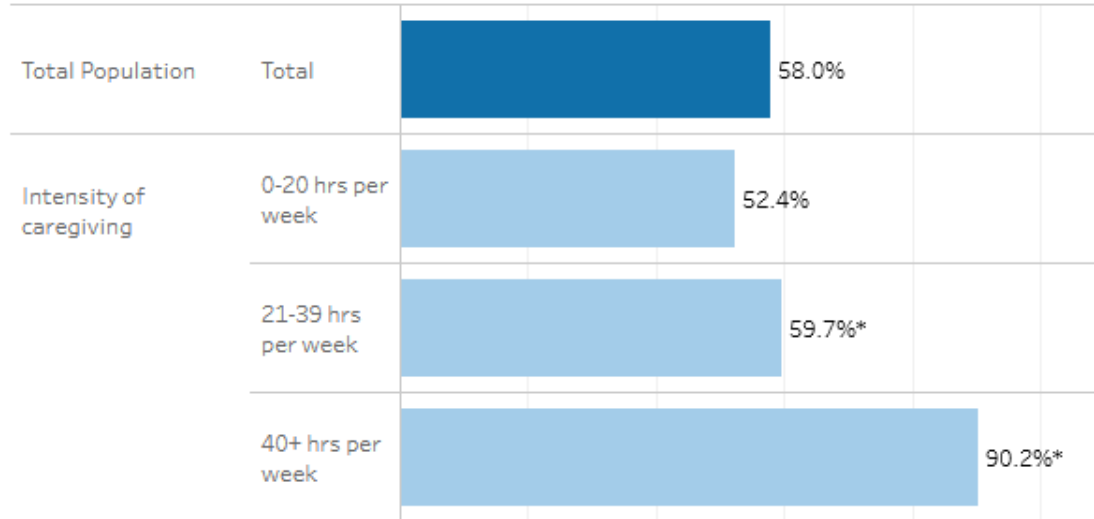
- Reaction to draft key outcome measures:
 - Suggestions on better indicators and/or data sources?
 - How can we link these outcomes to initiatives that are underway?
 - How can we address equity and disparities?

Family Caregiving

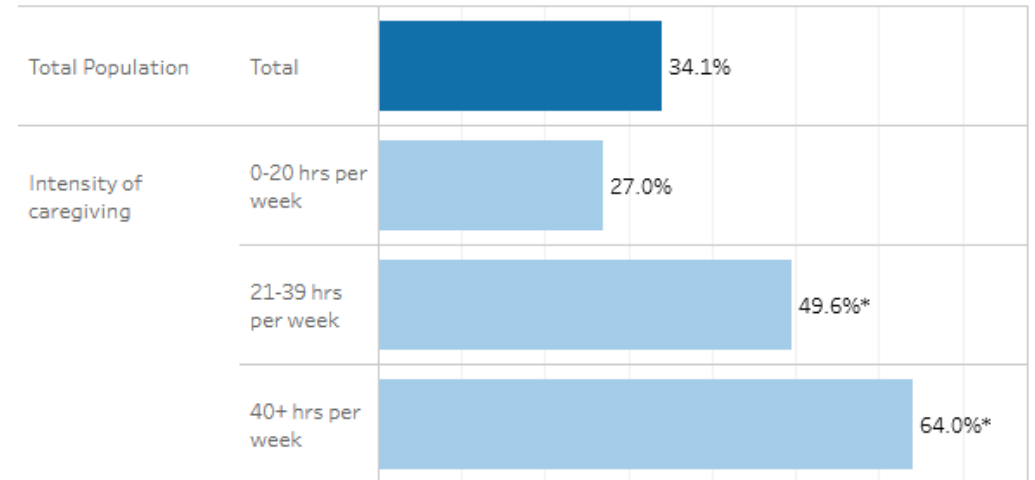
Key Outcome:	Reduce the Burdens Faced by Family and Friends Caregivers
Indicator	Reduce the strain of family and friend caregivers; Number/percentage of adult caregivers who experienced financial stress, physical/behavioral health issues, or a change in job status as a result of their caregiving.
Current Interventions/ Drivers	California Caregiver Resource Centers; CalGrows Program
Aspirational Interventions/Drivers	
Factors	Strain index (Zarit), gender, sexual orientation, race/ethnicity, education, income, household size, disability status, immigration status, language spoken, work status, consistent ID of caregiver status, loneliness, depression, etc.
Target	
Data Source	California Health Interview Survey, CareNav data within the California Caregiver Resource Centers, CDC BRFSS Caregiver (9-item caregiver module); CDA Statewide Survey Older Adults; CDA Statewide Survey LGBTQ+ Older Adults
Data Gap	
Research Gap	

DDA Indicator: Burdens/Strain of Caregiving

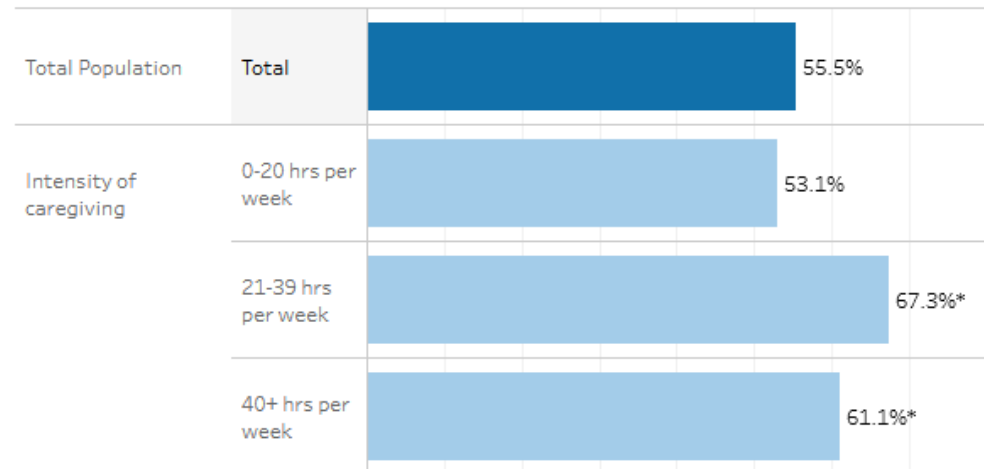
Percent of Family and Friend Caregivers Age 18+ Experienced Financial Stress by Characteristic, California, 2019-2020



Percent of Family and Friend Caregivers Age 18+ Suffered a Physical/Mental Health Problem by Characteristic, California, 2019-2020



Percent of Family and Friend Caregivers Age 18+ Had Change in Job Status by Characteristic, California, 2019-2020



[Goal 4 Strategy A](#)

Direct Care Workforce

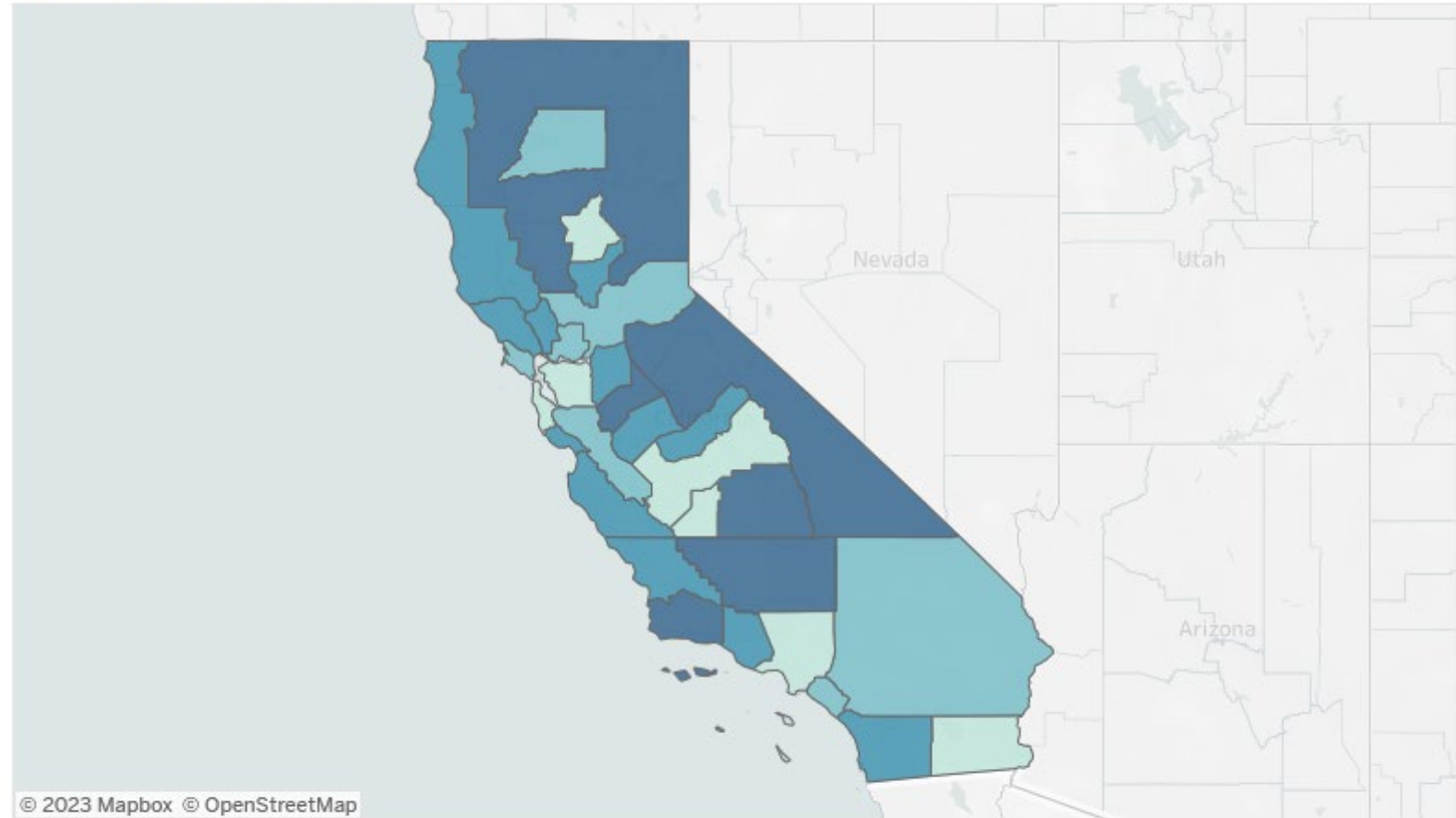
Key Outcome: Ensure an Adequate Supply of Paid In-Home Caregivers to Meet the Needs of Older Adults and Adults With Disabilities

Indicator	Number of in-home caregiving workforce per 1,000 adults age 60+; Home Care Workers/Aides employed through an agency; IHSS registered workers; Certified Nursing Assistants and Home Health Aides
Current Drivers	Department of Health Care Access and Information (HCAI) grant programs.
Aspirational Drivers	CalGrows
Factors	Gender, gender, sexual orientation, race/ethnicity, education, income, household size, disability status, immigration status, language spoken, work status, median direct care worker wage as a percentage of statewide median wage for all workers, etc.
Target	X% wage increase by 2030; 90+ caregivers per 1,000 older adults (source?)
Data Source	EDD - Labor Market Information Division Data; HCAI workforce data; ACS Census Bureau Data (PHI crosstabs occupation by industry to estimate direct care workers in homecare, residential care facilities, and nursing homes at the state level using CPS); IHSS Public Authority
Data Gap	Demographic concordance of caregiving workforce and the older adult population; Ratio of unrelated paid caregivers to family caregivers
Research Gap	

DDA Indicator: In-Home Caregiving Workforce

- Home Health Aides & Personal Care Aides per 1,000 Adults Age 65+

Caregivers per 1,000 Older Adults Aged 65 or older



Caregivers Per 1,000 Older Adults



Healthcare Workforce

Key Outcome:	Improve Supply of Health and Behavioral Health Workforce
Indicator	Number of primary care providers; Number of behavioral health; Number of geriatricians and related geriatric providers; Age-friendly hospitals/health systems
Current Drivers	
Aspirational Drivers	
Factors	Primary care providers (MD, NP and PA); Psychiatric/behavioral health providers (psychiatrists, psychologists and psych-mental health NPs); Geriatricians and geriatric nurse practitioners, social workers, pharmacists; Age-friendly hospitals/health systems)
Target	
Data Source	MPA Programs: CalHHS, Labor and Workforce Development Agency; IHI (Age-friendly hospitals/health systems)
Data Gap	
Research Gap	



Questions?

Ross.Lallian@aging.ca.gov

2023-24 MPA Committee Member Terms

Thank you to all Members for serving their two-year term on the IMPACT!

- Members can expect follow-up calls in June to assess commitment for the next two-year term.
- Recommendations for the next term will be made to CalHHS Secretary Ghaly.
- The 2023-2024 Committee members will be welcomed at the September 26th meeting.

- **Public comments during meeting, as on agenda**
 - Attendees joining by **phone**, press *9 on your dial pad to join line. The moderator will announce the last 4 digits of your phone number and will unmute your line.
 - Attendees joining by **webinar (Zoom)**, click the *raise hand* button to join line. The moderator will announce your name or your last 4 digits of your phone number and will unmute your line.
 - For additional public comment or for meeting feedback email Engage@aging.ca.gov.

Closing Thoughts & Next Steps

Susan DeMarois
Director, CA Department of Aging



Next 2023 IMPACT Committee Meeting:

September 26th, 10 am – 12 pm

Contact: Engage@aging.ca.gov