



# California Aging and Disability Research Partnership Meeting

January 20, 2023

# **CDA Updates**


***Sarah Steenhausen***

*Deputy Director*

*Division of Policy, Research and Equity*

*California Department of Aging*

# Embarking on Years 3 & 4 of California's 10-year Plan



## California's Master Plan FOR AGING

### 2023-24 INITIATIVES

*Delivering Results for Older Adults, People with Disabilities, and Caregivers*

CALIFORNIA ALL California Department of AGING

State of California  
**Master Plan for Aging**  
Implementation Tracker

CALIFORNIA ALL California Department of AGING

The Master Plan for Aging (MPA) is comprised of Five Bold Goals, twenty-three strategies, and over 200 initiatives to drive action across California in the pursuit of building the most age- and disability-friendly state in the nation.

The MPA Implementation Tracker is a publicly available resource for monitoring the implementation activities of the Master Plan. You are invited to search for progress updates on each of the MPA initiatives using the Search Box or Filters below. If you would like to download a copy of your search results, click "Download" from the options in the upper right corner.

SEARCH: Housing for All Ages ...

Filter by Goal, Strategy, Agency (BCSH), Department, Tag.

GOAL	STRATEGY	INITIATIVE	DESCRIPTION	YEAR
1	A	1	Identify ways to bolster production of more housing options to age well in all California sub...	2021-2022
1	A	2	Provide tax credits and pursue other strategies to continue to prioritize the types of housing units...	2021-2022
1	A	3	Further facilitate affordable housing production by using monitoring, technical assistance, and...	2021-2022
1	A	4	Advance fair housing and equity by conducting outreach, education, and surveys, as well as...	2021-2022
1	A	5	Review housing planning and data indicators with Strategic Growth Council for older adult...	2021-2022
1	A	6	Review current housing program definitions with Strategic Growth Council for inclusion of older...	2021-2022

# NEW! MPA Implementation Tracker

The screenshot shows the MPA Implementation Tracker interface. On the left, several red arrows point to the search and filter sections. The search bar is at the top left. Below it are filter sections for Goal, Strategy, Agency, Department, and Tag. At the bottom left, there are two checkboxes for filtering reports by legislation and budgets. The main table on the right shows a list of initiatives with columns for Goal, Strategy, Initiative, Description, and Year. A red circle highlights the 'Download' button in the top right corner of the table area.

SEARCH

Search by title, text, or tag...

Filter by Goal: 1: Housing for All Ages a...

Filter by Strategy: 1A: More Housing Options

Filter by Agency: BCSH

Filter by Department: HCD

Filter by Tag: Housing, Homelessness

Only include reports with corresponding legislation

Only include reports with corresponding budgets

Show 10 Initiatives

Share Download Edit Columns Expand

GOAL	STRATEGY	INITIATIVE	DESCRIPTION	YEAR
1	A	10	Identify innovative models and solutions to enhance technology in housing options for aging...	2021-2022
1	A	6	Review current housing program definitions with Strategic Growth Council for inclusion of older...	2021-2022
1	A	5	Review housing planning and data indicators with Strategic Growth Council for older adult...	2021-2022
1	A	4	Advance fair housing and equity by conducting outreach, education, and surveys, as well as...	2021-2022
1	A	3	Further facilitate affordable housing production by using monitoring, technical assistance, and...	2021-2022
1	A	2	Provide tax credits and pursue other strategies to continue to prioritize the types of housing units...	2021-2022
1	A	1	Identify ways to bolster production of more housing options to age well in all California sub...	2021-2022

MPA State Partners are invited to upload updates throughout the year on new initiatives.

Includes 2021 & 2022 annual updates.

Users can search & filter updates and download the results.

# Advancing the MPA: 2023-2024 MPA Initiatives

## California's Master Plan FOR AGING 2023-24 INITIATIVES

Delivering Results for Older Adults, People with Disabilities, and Caregivers



California Department of AGING



### 1 Goal One: Housing for All Ages & Stages

"We will live where we choose as we age in communities that are age-, disability-, and dementia-friendly and climate- and disaster-ready."

**Strategy A: More Housing Options**

Initiatives	Lead Agency
Initiative 1: Increase the supply of civility-friendly, affordable rental and homeownership opportunities for older adults and people with disabilities through streamlining of local, state, and federal funding. ■	BCRH
Initiative 2: Explore emerging local government models to inform consideration of Family Subsidy Programs for older adults and people with disabilities. Identify existing program parameters including subsidy amount, eligibility, and service possibilities. ■	BCRH

Initiative 3: Address the housing needs of older adults and by promoting statewide access to integrated models, including social services, healthcare, housing, and home care (e.g., Community Care Expansion, Healthier at Home, and Callahan's remaining in their own homes) and community.

Initiative 4: Implement the Veterans Support of Self-Help to provide enhanced supportive services for veterans aged 62 and over in permanent supportive housing. ■

Initiative 5: Identify barriers to the production of Accessory and assess opportunities for local, state, and federal action to increase housing production, including:

Initiative 6: Analyze expenditures from California's housing assistance impact on older adults and people with disabilities which the programs have benefited the population. ■

**Strategy B: Transportation Beyond Cars**

Initiatives	Lead Agency
Initiative 7: Leverage federal and state investment in transit to promote access to urban, suburban, and rural equities options for older adults and people with disabilities. ■	
Initiative 8: Review mobility and demographic data from the Census Transportation Equity and incorporate Intercity Transportation Equity Advisory Committee to project decision-making, including a focus on the mobility and people with disabilities. ■	

### 2 Goal Two: Health Reimagined

"We will have access to the services we need to live at home in our communities and to optimize our health and quality of life."

**Strategy A: Bridging Health with Home**

Initiatives	Lead Agency
Initiative 9: Continue to evaluate options for developing a Universal Long-Term Services and Supports (LTSS) Support research, data collection, and analysis of long-term services and support financing for older adults and people with disabilities. This effort will supplement information provided by the Information Facility study authorized by Provision 14 of Item 420-101-0001 of the Budget Act of 2019 (SB 20) and SB 2019 as well as the Real Long-Term Care (RLTC) Insurance Task Force report and actuarial analysis. ■	CalPHD, CDA
Initiative 10: Develop a Hoop-Top Home and Community-Based Services (HCHS) Model. Both of these efforts seek to improve social services, streamline, and planning planning for the development of programs for underserved populations and services in underserved areas.	CalPHD, CDA, CDC
<ul style="list-style-type: none"> <li>Medi-Cal HCBS and Managed LTS Multiyear Roadmap: CD development of the Medi-Cal HCBS and Managed LTS MI, which will be informed by the Medi-Cal HCBS Gap Analysis Data Dashboard.</li> <li>Non-Medi-Cal HCBS Multiyear Roadmap: CDA will oversee the Non-Medi-Cal HCBS Multiyear Roadmap, which will be a Non-Medi-Cal HCBS Gap Analysis.</li> </ul>	
Initiative 16: Facilitate implementation of the Federal Center for the Medical Service HCBS Settings Final Rule to protect the rights of beneficiaries to receive HCBS services in settings that promote community and personal growth. ■	
Initiative 17: Conduct and analyze utilization data upon kit region (CIRM Strategic Case Management and Community Support) use by older adults and people with disabilities to ensure access to services. ■	
Initiative 18: Conduct and analyze utilization data upon kit region (CIRM Strategic Case Management and Community Support) use by older adults and people with disabilities to ensure access to services. ■	
Initiative 19: Facilitate opportunities for community-based projects, including: <ul style="list-style-type: none"> <li>Support and organizational capacity to partner with non-profits to ensure access to culturally responsive services for older people with disabilities. ■</li> </ul>	
Initiative 20: Advance implementation of the California Community program and the Community Long-Term Care programs that support people with disabilities to transition from institutional settings and prevent institutionalization. ■	

### 3 Goal Three: Equity & Inclusion, Not Isolation

"We will have lifelong opportunities for work, volunteering, engagement, and leadership and will be protected from isolation, discrimination, abuse, neglect, and exploitation."

**Strategy A: Inclusion & Equity in Aging**

Initiatives	Lead Agency
Initiative 22: Revise the Governor's Executive Order on Equity to expand with equity-based data with specified metrics focusing on intersectional equity across race, disability, sex, sexual orientation/gender identification, veteran status, and ethnicity. Ensure that aging and disability is part of equity initiatives, and that equity metrics are closely connected to the appropriate outcomes, including through the Data Dashboard for Aging, the CalPHD Data Dashboard, and the Strategic Growth Council's Social Equity Resource Hub. ■	CalPHD, GO
Initiative 23: Partner with the Centers for Medicare & Medicaid Services (CMS), Health and Human Services (HHS), and other public health, behavioral health, and regional centers, to reduce health disparities for COVID-19 vaccination rates and use of respiratory virus tests. ■	CalPHD, DHCL, CDPH, CSDE, CDA, DSH
Initiative 24: Advance language access efforts by: <ul style="list-style-type: none"> <li>Implementing the Language Access Plan and providing recommendations to expand the plan statewide, and</li> <li>Assessing Current Agency's Language Access Initiative for availability of culturally and linguistically competent communication to older adults, people with disabilities, deaf-blind, and supports. ■</li> </ul>	Gov/Dep, CalPHD
Initiative 25: Increase awareness and enforcement of anti-discrimination laws and enforce initiatives for all Californians, including older adults and people with disabilities, through the Bureau of the Civil Rights. These efforts will create broad awareness of the network including connection to resources and improved data collection of hate incidents and violence. Launch the Commission on the State of Hate. ■	BCRH, CDR
Initiative 26: Explore common equity and equity metrics impacting older adults and people with disabilities across Medicare, Medicaid, CalPERS, Covered California, and the Data Dashboard for Aging. ■	CalPHD, DHCL, CDA, HCAI
Initiative 27: Assess community input and the needs of LGBTQ+ older adults specific to race, ethnicity, disability, and geographic location. ■	CalPHD, CDA

### 5 Goal Five: Affording Aging

"We will have economic security for as long as we live."

**Strategy A: End Older Adult Homelessness**

Initiatives	Lead Agency
Initiative 27: Advance California's all-government Statewide Action Plan for Preventing and Ending Homelessness and Local Homelessness Action Plans to incentivize and support cross-sector, interjurisdictional, and regional planning, decision-making, and accountability with an emphasis on data collection and annual reporting on older adults and people with disabilities. ■ ■	BCRH
Initiative 28: Provide technical assistance and resources to support statewide implementation of Home Safe and the Housing and Disability Advisory Program, which focus on older adults and people with disabilities who are at risk of or experiencing homelessness. Conduct an ongoing analysis of program implementation and success. ■ ■	CalPHD, CDSS

### 4 Goal Four: Caregiving That Works

"We will be prepared for and supported through the rewards and challenges of caring for aging loved ones."

**Strategy A: Family and Family Caregiving**

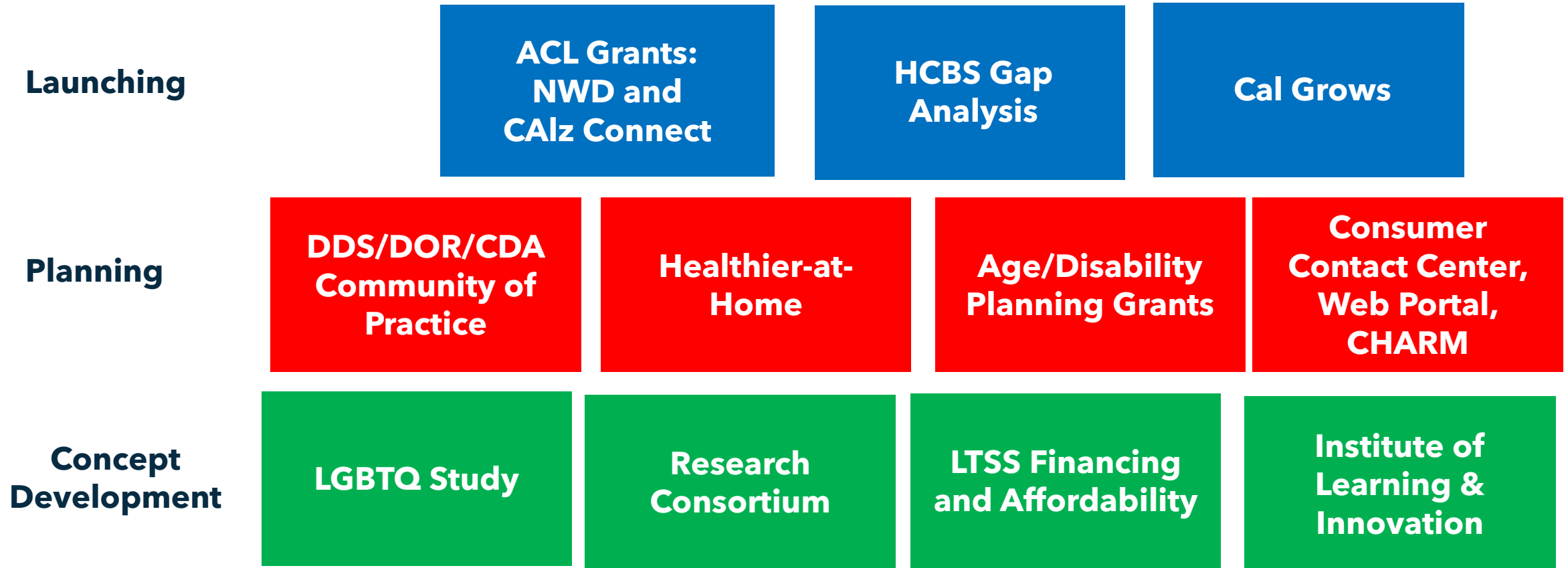
Initiatives	Lead Agency
Initiative 29: Partner with the Caregiver Resource Center, Area Agencies on Aging, and providers of services under the title of the Older Americans Act to ensure family caregiver assessments track equity metrics, focusing on reaching Black, Latino, Indigenous, Asian/Pacific Islander, and LGBTQ+ caregivers, as well as people with disabilities and Californians with the greatest economic and social needs. ■	CalPHD, CDA
Initiative 30: Conduct subject matter experts and people with lived experience to review training resources, and partner with stakeholders (university organizations, academic labor partners) to fund resources to meet the education and training needs of caregivers. ■	CalPHD, CDA
Initiative 31: Update the LTI Dashboard, the DHCS Medi-Cal and CDA and Community-Based Services Gap Analysis and Multiyear California Health Interview Survey to understand the unmet needs of family caregivers with a focus on addressing the emotional burden of or respite support. ■	CalPHD, CDA, DHCS
Initiative 32: Update the LTI Dashboard, the DHCS Medi-Cal and CDA and Community-Based Services Gap Analysis and Multiyear California Health Interview Survey to understand the unmet needs of family caregivers with a focus on addressing the emotional burden of or respite support. ■	CalPHD, CDA

### 4 Caregiver Jobs Creation

Initiatives	Lead Agency
Initiative 33: Innovative models for Community Health Workers to serve people with disabilities in home and community-based settings, including a focus on equity, including through Home and Medicare Advantage delivery systems. ■	CalPHD, DHCL, CDPH, HCAI, LMCA
Initiative 34: Create a direct care inventory of evidence-informed, competency-based, and certification programs that are accessible, promoting person-centered, culturally, and linguistically appropriate for older adults, people with disabilities, family caregivers with complex needs, including persons with dementia, to expand career pathways for direct care staff, including the ability to judge increases. ■	CalPHD, CDSS, CDA, CDPH, HCAI, LMCA

# CDA Initiatives

## Division of Policy, Research and Equity



# *Master Plan for Aging: Vision for Research and Data Development*

***Ross Lallian***

*Chief of Research*

*Division of Policy, Research and Equity*

*California Department of Aging*

# Background

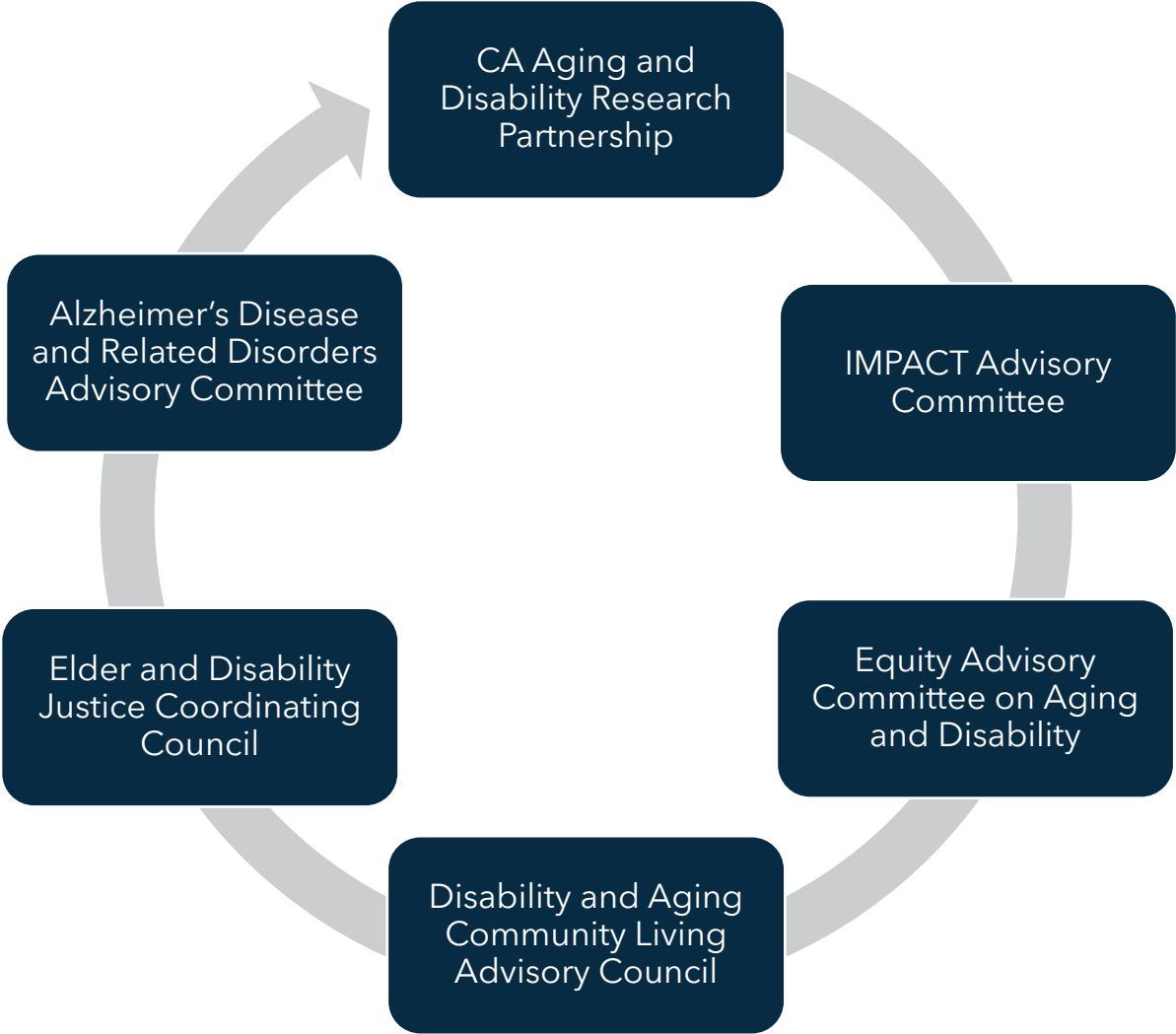
stakeholder engagement  
equity research  
economics  
data pension vision  
hcai collaboration  
team future  
building



# CDA's Research Team

- Staffing
- Workstreams:
  - Supporting CADRP
  - Data Dashboard for Aging
  - Research and evaluation
  - CDA data management and data sharing
  - Partnership engagement

# Stakeholder Committee Engagement



# *CADRP Subcommittee Overview and Updates*

**Ross Lallian**, Chief of Research, Department of Aging

**Zia Agha**, Chief Medical Officer and Executive Vice  
President, West Health, CADRP Member

**Isabelle Chu**, Associate Director, Data Core, Stanford  
Center for Population Health Sciences, CADRP Member

**Terri Shaw**, Consultant to the Master Plan for Aging

# Tools for Tracking Master Plan for Aging Progress



- Data Dashboard for Aging
- Master Plan for Aging Implementation Tracker
- Key Outcomes

# Key Outcomes Workgroups

## Housing/ homelessness/ transportation (MPA Goals 1 & 5)

- Lead: Bella Chu
- Members:
  - Nari Rhee
  - Margot Kushel

## Behavioral health/isolation (MPA Goals 2 & 3 & 4)

- Lead: Zia Agha
- Members:
  - Kathryn Kietzman
  - Len Abbeduto
  - Kate Wilber

## Paid & unpaid caregiving (MPA Goal 2 & 4)

- Lead: David Lindeman
- Members:
  - Heather Young
  - Donna Benton
  - Steve Hornberger
  - Nari Rhee

# Key Outcomes and Drivers

Parameter	Outcome	Driver(s)
<b>Goal</b>	What is the desired policy <b>outcome</b> ?	What <b>inputs</b> (e.g., programs or initiatives) will we use to drive progress?
<b>Indicator</b>	What quantifiable metric will we use to measure progress toward the goal?	What quantifiable metric will we use to measure progress on the inputs?
<b>Factors</b>	What co-variants, risk factors, and/or predictors should be considered?	What co-variants, risk factors, and/or predictors should be considered?
<b>Target</b>	What data point for the indicator will we aim to achieve by 2030?	What data point for the indicator will we aim to achieve by 2030?
<b>Data Source</b>	What data source will we use to calculate the indicator?	What data source will we use to calculate the indicator?
<b>Data Gap</b>	What data is needed to achieve the optimal indicator?	What data is needed to achieve the optimal indicator?
<b>Research Gap</b>	What research is needed to inform progress?	What research is needed to inform progress?

# Criteria for Selecting Key Outcomes

1. **Goal-oriented.** Key outcomes offer optimal opportunities for achieving the goals of the MPA.
2. **Policy-aligned.** Key outcome indicators further implementation and monitoring of near and long-term progress on key policy priorities, including major program changes and/or funding initiatives.
3. **Equity-promoting.** Key outcome indicators enable assessment of outcome disparities and progress toward advancing equity for historically marginalized, oppressed, and underrepresented communities.
4. **Achievable.** Key outcome indicators include targets that are reasonably achievable within a ten-year period.
5. **Meaningful.** Key outcome indicators measure outcomes that, if achieved, would have a meaningful positive impact on the well-being of older adults, people with disabilities, and their families.

# Key Outcome Example

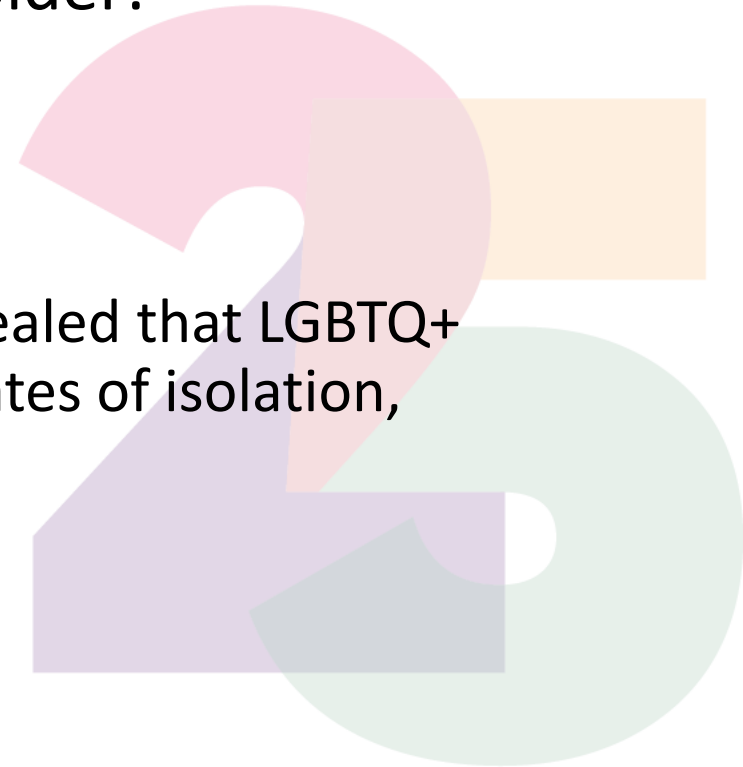
Parameter	Outcome	Driver
Goal	Prevent and end homelessness for older adults and adults with disabilities.	Increase rental assistance targeted to severely rent-burdened and other precariously housed older adults and persons with disabilities
Indicator	#/% of adults age 50+ and adults with disabilities who are homeless (sheltered & unsheltered) at a point in time during the year	\$/% of total rental assistance delivered to adults age 50+ and adults with disabilities AND/OR #/% of adults age 50+ and adults with disabilities who are severely housing cost burdened
Factors	Core: age, race, ethnicity, language, citizenship status, sex, SOGI, family status, disability, dementia/cognitive status, income, geography (preferably county level) Unique: home ownership status (rental v. owned - with/out mortgage)	
Target	X% reduction by 2030	X% reduction by 2030
Data Source	<a href="#">Annual PIT count</a>	For housing cost burden: American Community Survey (see <a href="#">DDA</a> )
Data Gap	Demographics of unsheltered; geographic data	Demographics (beyond race) of the severely housing cost burdened
Research Gap	?	?

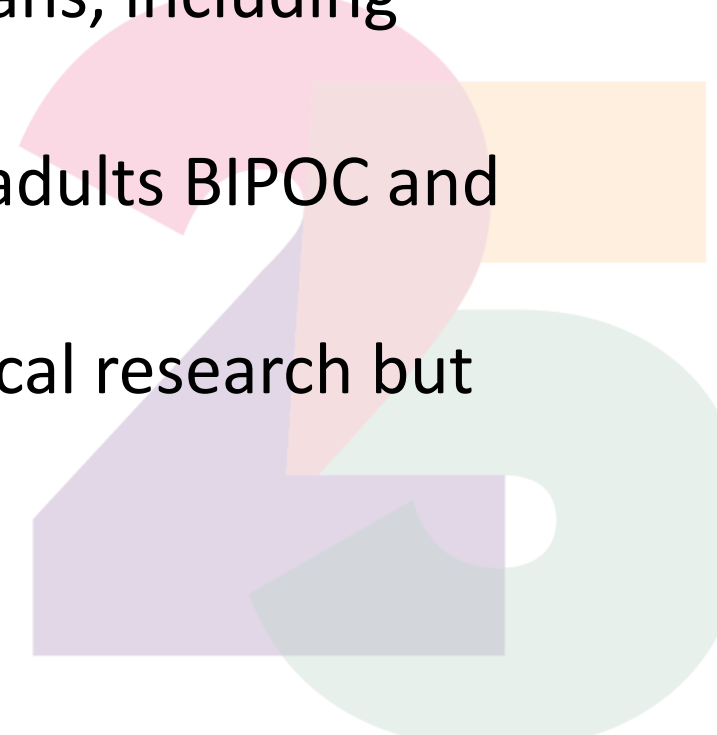






- Estimates of the population vary. The Household PULSE Survey, of the US Census, found that California is home to 2.7 million LGBTQ people.
  - 9.1% of adults in California identity as LGBT
- Data nationally shows that LGBTQ adults age 50 or older:
  - More likely to live alone
  - 2/3 report not disclosing sexual orientation in LTC
  - Self-report higher rates of disability
  - A study during the height of the COVID-19 pandemic revealed that LGBTQ+ mid-life and old adults in San Francisco suffered higher rates of isolation, depression and suicide ideation than pre-COVID-19.



- As of yet, no statewide survey has been done to provide baseline data on aging experience of LGBTQ Californians.
  - No data statewide on aging of long-term survivors of HIV/AIDS
  - No data statewide on aging of transgender Californians, including access to or barriers to care and services.
  - No data on impact of COVID-19 on mid-life and old adults BIPOC and API LGBTQ Californians.
  - We do have anecdotal, AAA planning surveys and local research but no statewide data.
- 
- A decorative graphic on the right side of the slide, consisting of several overlapping, semi-transparent shapes in various colors: a large pink circle, a light orange rectangle, a light green circle, a light purple shape, and a light blue shape.

- A model was developed in Oregon that included leveraging the resources of the community and the state (Oregon Department of Human Services) to do a statewide study to understand the needs, barriers to care and resiliency of LGBT Oregonians age 50 and older.
- California Department of Aging has provided national leadership with the Master Plan on Aging and is again demonstrating leadership with study of aging experience for LGBTQ elders.
- Goal: develop baseline information on the health, economic stability and well-being of older LGBTQ+ residents of California in order to identify service gaps, understand challenges for BIPOC, API elders and rural elders and highlight priorities for service and provide a research model for the Department moving forward.

# Key components of this project

- A statewide coalition of service providers, LGBTQ Centers, and local and state agencies that will help with survey design and roll out. Potential participants include: California Department of Aging, C4A, Openhouse, Leading Age California, CRDP Hub, CenterLink (LGBTQ Community Centers throughout the state), Dementia Care Network of the Alzheimer's Association, AARP, local LGBTQ service providers and University of California Berkeley.
- Survey informed by the LGBTQ+ Advisory Committee made up of service providers and older adults who will provide feedback to the research team who will then incorporate the ideas and contributions into the survey process.
- Survey in the field via online or paper (in Oregon 1,400 completed the survey all but one did so online).
- Presentations and report outs to local communities with results.

# Sample of Policy/Program Implications

- Expand training across health care and aging networks to better reach the older LGBTQ+ community and improve access for older adults to LGBTQ+ affirming medical and social service providers including from minority populations, rural areas, and addressing culturally specific needs
- Recommendations for priority public and private programs and interventions that can reduce barriers for older LGBTQ+ persons as well as be customized for regional variations (e.g., suicide prevention training, joint call/help lines, behavioral health services, etc.)
- Development of an open-source data base and data registry that can contribute to the CDA Dashboard, provide research opportunities for California researchers, and standardize data collection for the LGBTQ+ older adult population
- Policy working group that works across sexual orientation, gender identity, race and ethnicity to develop policy interventions that lead to better care and develop a study model to use for other underserved communities.

## Contact Information

Kathleen M. Sullivan

[ksullivan@openhousesf.org](mailto:ksullivan@openhousesf.org)

415-728-0197





# Agency Data Hub



# Why

- Reduce the time between having a question and having the right data to answer it
- Reduce administrative burden for both departments and data requestors(researchers)
- Streamline process for departments or data requestors(researchers)

# How

- Create a unified process across CalHHS departments to use data for research.

Unified and focused effort is required to deliver the integrated data analytics capabilities required to meet various research requirements

# What

The Agency "Data Hub" is a secure ecosystem of cloud-based platforms and services for sharing data and streamlining data requests.

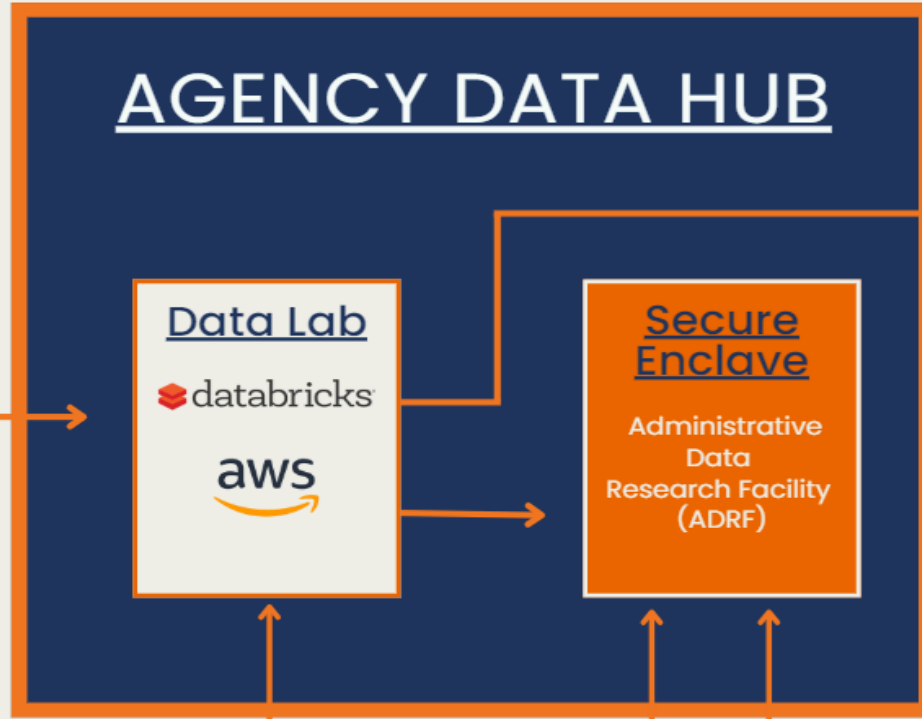
With the Agency Data Hub, CalHHS partners or authorized external researchers can securely access an isolated, virtual workspace to study and analyze confidential data across different programs. Access to a project workspace is strictly limited to users with authorization to that specific project workspace.



### Data Sources



# AGENCY DATA HUB



### Data Outputs



### Data Consumers

# Thank you!

CalHSS Center for Data Insights and Innovation

[cdii@chhs.ca.gov](mailto:cdii@chhs.ca.gov)



# ***Member Discussion - Workplan***

***Facilitated by Ross Lallian, Chief of Research,  
Department of Aging***

# CADRP Workplan

- Workgroups identify key outcome measures and drivers for discussion.
  - Up to five outcome measures will be elevated as priority.
- CDA to partner with CADRP in exploring a pilot for a research consortium.
- Identification and acquisition of key datasets that are complementary to the Agency Data Hub.
- Input on research needs and opportunities.



# Discussion on Key Outcomes Development

Process for developing key outcomes:

- Subcommittees to develop two to three key outcomes to discuss with CDA.

# Upcoming CADRP Meeting Topics

- May 19<sup>th</sup>:
  - Workgroup presentations on updates to key outcomes and drivers.
  - Update on research consortium workplan.
  
- September 22<sup>nd</sup>:
  - Workgroup presentations on key outcomes and drivers.

# Upcoming Meetings

- Monthly CADRP Planning meeting: first Tuesday of every month.
- Workgroup meetings: CDA to work with workgroups to schedule meetings.
- Full CADRP Meetings for 2023: May 19<sup>th</sup> and September 22<sup>nd</sup>



## Contact Information:

[Ross.Lallian@aging.ca.gov](mailto:Ross.Lallian@aging.ca.gov)