

California Master Plan for Aging IMPACT Stakeholder Committee

October 19th, 2021
9 am – 11:30 am



Meeting Logistics

Telephone or webinar (Zoom) only - *No in-person meeting*

Telephone: 888-788-0099

Webinar: [Join by smart phone, tablet, or computer](#)

Webinar ID: 827 0076 8632 **Passcode:** 672358

American Sign Language Interpreting & Live Closed Captioning Available

Meeting slides, recording & transcript will be posted to the [CHHS MPA webpage](#)



Public Comment

Public comments during meeting, as on agenda and announced:

Attendees joining by **phone**, press *9 on your dial pad to join line. The moderator will announce the last 4 digits of your phone number and will unmute your line.

Attendees joining by **webinar (Zoom)**, click the raise hand button to join line. The moderator will announce your name or your last 4 digits of your phone number and will unmute your line.

For additional public comment or for meeting feedback email Engage@aging.ca.gov.



Welcome & Introductions

Mark Ghaly

Secretary, CA Health & Human Services

Richard Figueroa

Deputy Cabinet Secretary, Office of Governor Gavin Newsom

Marko Mijic

Undersecretary, California Health and Human Services Agency



Purpose of IMPACT Stakeholder Committee

Master Plan for the Aging's initiative #104 called for the creation of the Implementing the MPA in California Together (IMPACT) Committee. This committee will advise the Administration on the implementation of the MPA.

IMPACT Stakeholder Committee Members

Susan DeMarois, Director of Public Policy, Alzheimer's Association Northern California & Northern Nevada Chapter

Andy Imparato, JD, Executive Director, Disability Rights California

Nancy McPherson, MPA, State Director for AARP California

Sarita Mohanty, MD, MPA, MBA, President and Chief Executive Officer, The SCAN Foundation

Doug Moore, Executive Director, United Domestic Workers of America



IMPACT Stakeholder Committee Members

Sharon Nevins, LCSW, MPA, Director, [San Bernardino County Department of Aging & Adult Services](#)/Area Agency on Aging

Kevin Prindiville, JD, Executive Director, [Justice in Aging](#)

Kiran Savage-Sangwan, MPA, Executive Director, [California Pan-Ethnic Health Network](#)

Fernando Torres-Gil, PhD, MSW, Director of the [UCLA Center for Policy Research on Aging](#), Professor of Social Welfare and Public Policy at UCLA, Adjunct Professor of Gerontology at USC



Meeting Agenda

9:00 - 9:05: Welcome & Introductions

9:05 - 9:15: MPA Updates

9:15 - 9:30: MPA Outcomes & Accountability

9:30 - 10:30: MPA Goal One: Housing for All Ages & Stages Discussion

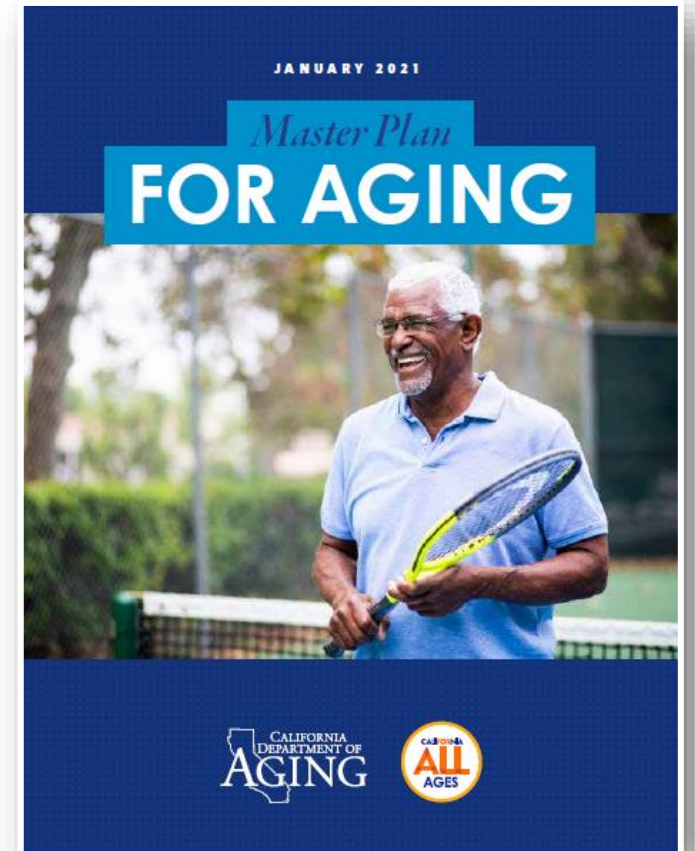
10:30 - 10:40: BREAK

10:40 - 10:50: Leadership Position on Aging, Disability, and Alzheimer's Discussion

10:50 - 11:10: IMPACT Stakeholder Priority Issues/Open Forum

11:10 - 11:25: Public Comment

11:25 - 11:30: Next Steps & Closing



The Master Plan for Aging

Updates

Mark Beckley
Acting Director, CDA



MPA's [Progress Report](#)

MPA [Budget Summary Document](#)

MPA [Chaptered Legislation Report](#)



The Master Plan for Aging

Outcomes & Accountability

Amanda Lawrence

MPA Project Director, Department of Aging

Terri Shaw

Consultant to the MPA

Adam Willoughby

Assistant Director of Legislative Affairs, CDA



MPA DASHBOARD

*The Data Dashboard for Aging:
Using Data to Drive Action*

Terri Shaw, MPA Consultant
October 19, 2021

Current Indicators

Goal 1



- Affordable Housing[^]
- Types of Transportation^{*}
- Low-Emission Transportation^{*}
- Park Access[^]

Goal 2



- Gaps in Services & Supports[^]
- Availability of Services & Supports[^]
- Enrollment in Medicare Plans & Programs[^]
- Activities of Daily Living^{*}
- Usual Source of Care^{*}[^]
- Primary Care Shortage[^]
- Life Expectancy^{*}[^]
- Fall-Related Mortality[^]
- Psychological Distress^{*}[^]
- Suicide[^]
- ED Utilization[^]
- Geriatric EDs[^]
- Medicare Readmissions[^]
- Cognitive Decline^{*}
- Dementia-Related Mortality^{*}[^]
- LTC Living^{*}[^]
- SNF Occupancy[^]
- SNF Availability[^]
- SNF Quality[^]



Goal 3

- Life Satisfaction^{*}[^]
- Community Support^{*}[^]
- Internet Access[^]
- CA Lifeline Program[^]
- Volunteering^{*}[^]
- Adult Protective Services: Self-Neglect, Abuse, Repeat Maltreatment, Cases[^]



Goal 4

- Informal Caregiving^{*}
- Caregiver Availability[^]



Goal 5

- Housing Cost Burden^{*}[^]
- Income Security & Poverty^{*}[^]
- Affording the Cost of Living[^]
- Food Insecurity^{*}[^]
- CalFresh Participation[^]

*Demographic data available

[^]Local data available

Dashboard Updates in Progress

- Add data on sexual orientation and gender identity (SOGI)
- Refresh current indicators with latest available data
- Add indicators on caregiving and long-term services & supports, based on newly available data from the California Health Interview Survey
- Fill in “placeholder” indicators (e.g., falls data)

The Master Plan for Aging

GOAL ONE: Housing for All Ages & Stages

Melinda Grant

Undersecretary

Business, Consumer Services, and Housing Agency

Claire Ramsey

Chief Deputy Director

Disability, Adults and Housing Integration

CA Department of Social Services

Corrin Buchannan

Assistant Director

Housing and Homelessness

CA Department of Social Services

Terri Shaw

Consultant to the MPA

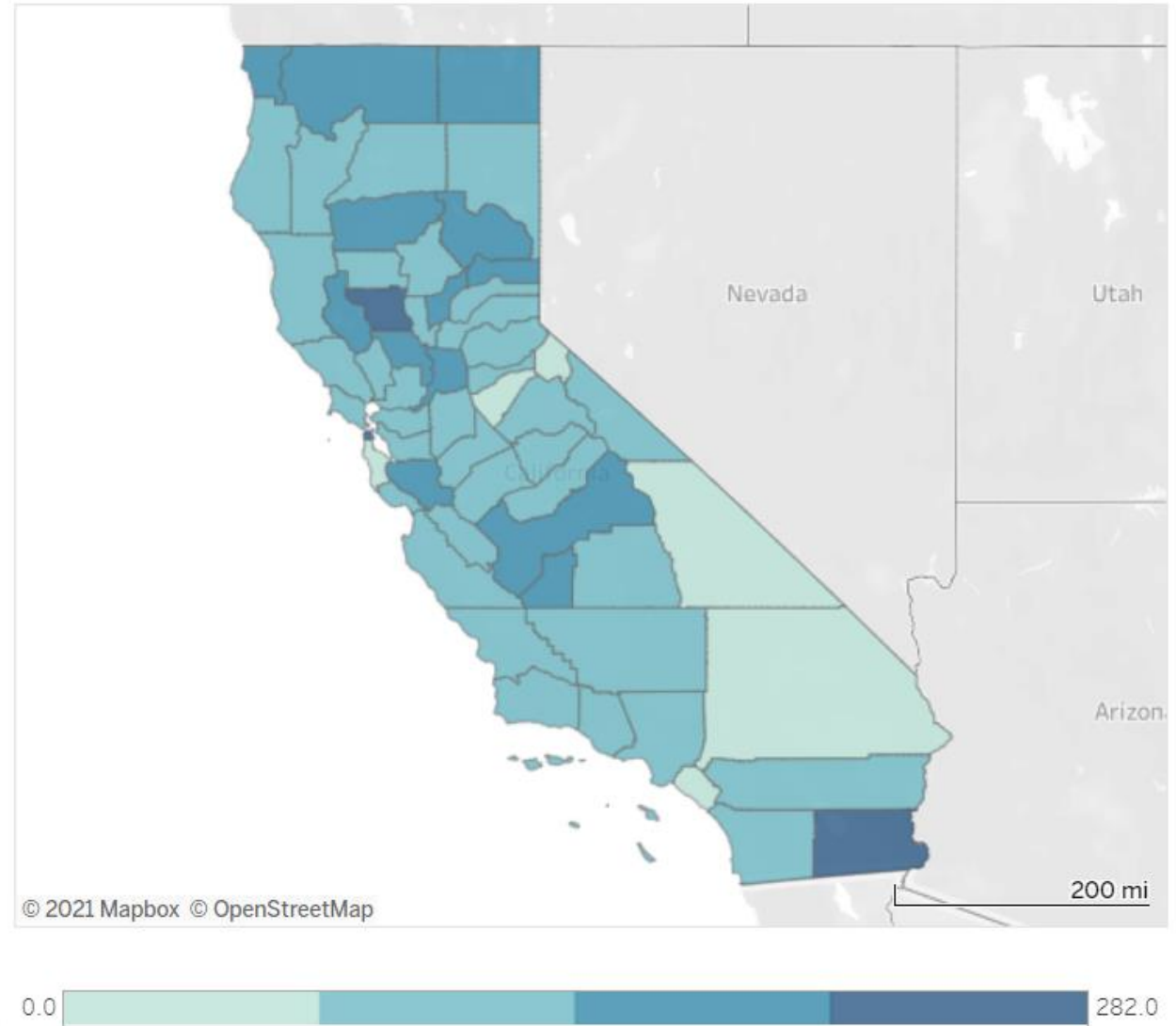
Housing-Related Data in the Data Dashboard for Aging



Subsidized Housing Units

- 2018 California: **108** Subsidized Housing Units per 10,000 People*
 - San Francisco has the highest rate of subsidized housing, at 282 per 10,000
 - Counties with rates in the lowest quartile include Orange, San Bernardino, San Mateo, Calaveras, Inyo, and Alpine

Number of Subsidized Housing Units per 10,000 People by County, 2018



*Not limited to older adults.

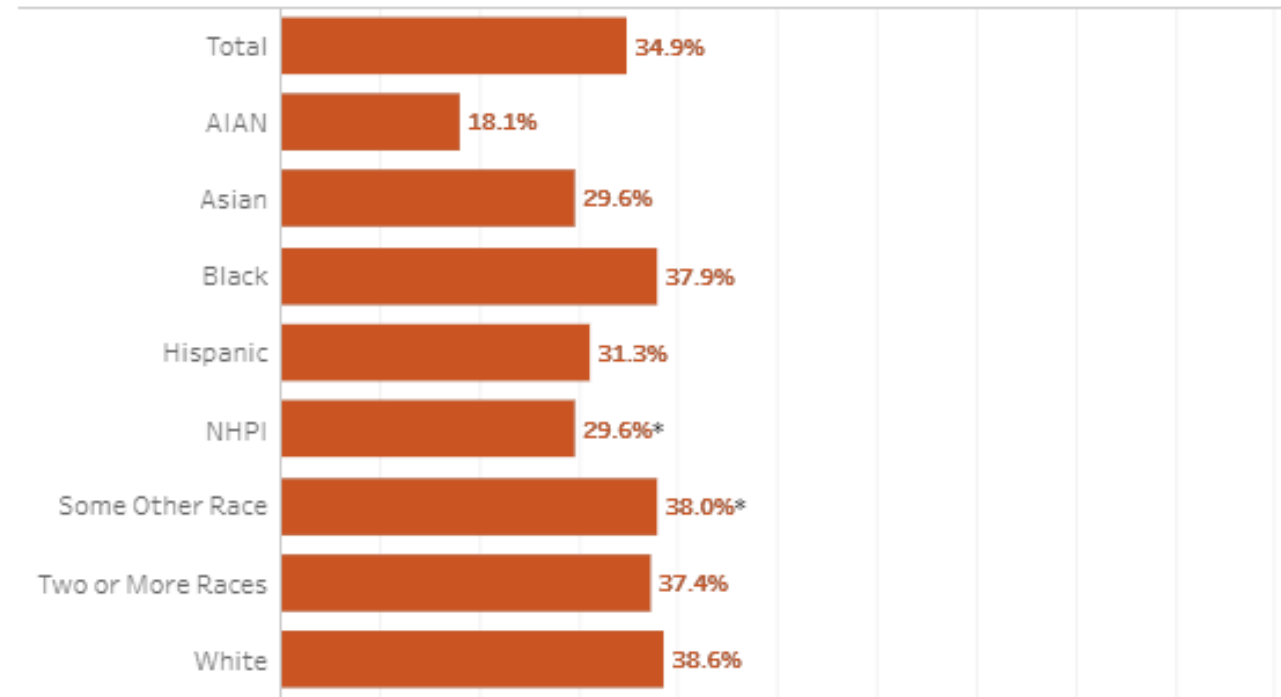
See DDA Goal 1, [Strategy A](#)

Housing Cost Burden

More than 1/3 of older adults who rent their homes spend more than half of their income on rent.

See DDA Goal 5, [Strategy A](#)

Percent Who Spent More than 50% Income for Housing by Race/Ethnicity from Rented Households With a Resident 65 or Older, California 2019



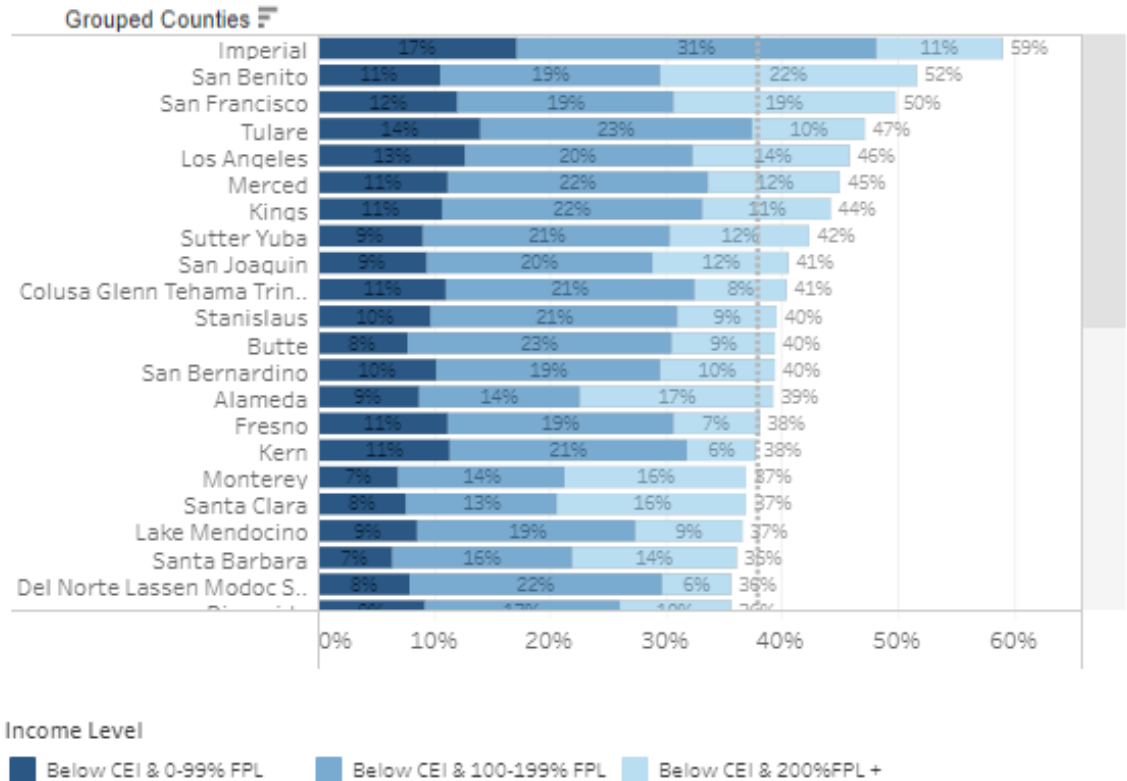
■ More than 50% Income for Housing

*=Statistically Unstable Estimate; Hispanic=Hispanic/Latino with any other race; AIAN=American Indian and/or Alaska Native; NHPI=Native Hawaiian and Other Pacific Islander.

Income Security & Poverty

Statewide, 38% of older adults have income below their local cost of living, including expenses for housing, health care, food, and transportation.

Percent of Adults Age 65 or Older Within Income Level, by County, 2019



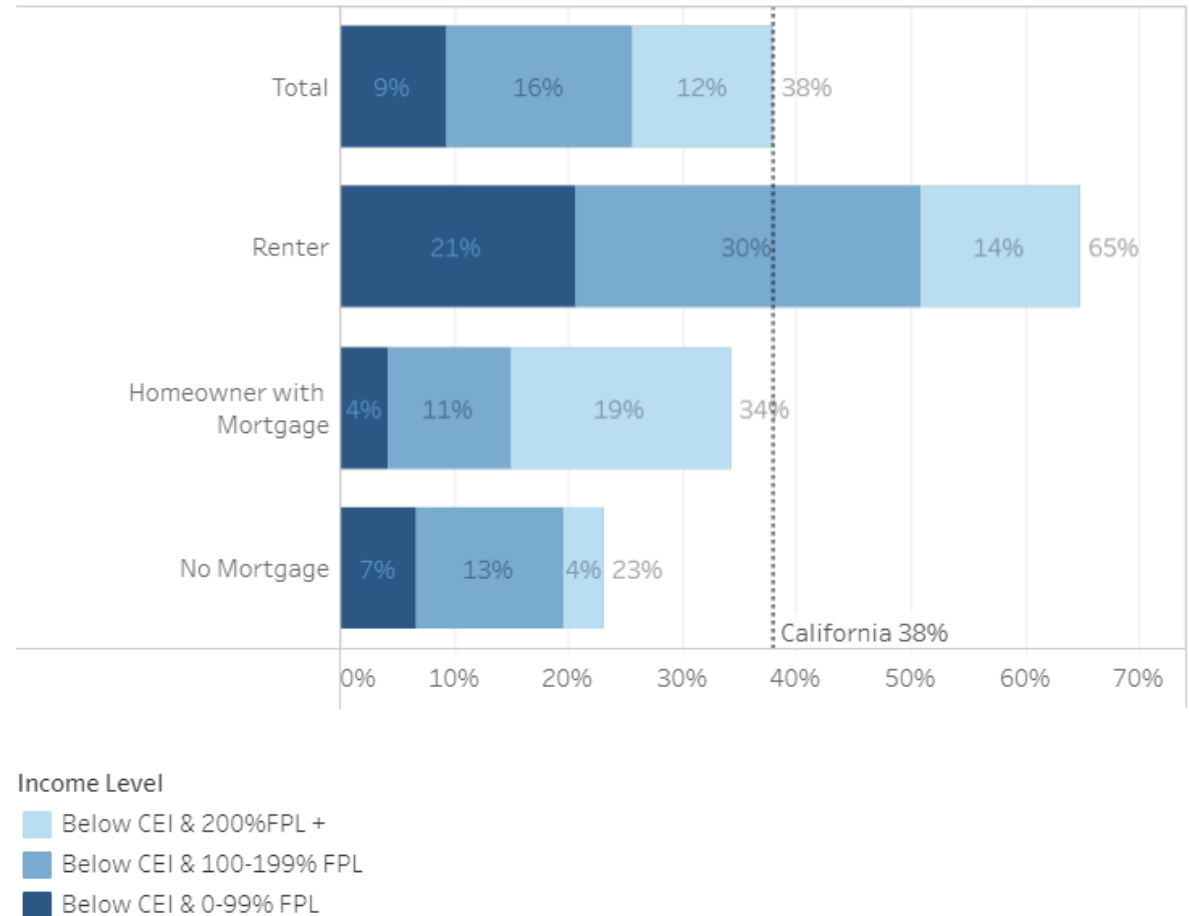
See DDA Goal 5, [Strategy B](#)

Poverty

- California 2019: **9.3%** of Adults Age 65 or Older Had Household Income Below 100% FPL
 - Renters (any race/ethnicity): 21%
 - Latino (any household type): 14%
 - Black (any household type): 13%
 - Asian (any household type): 12%

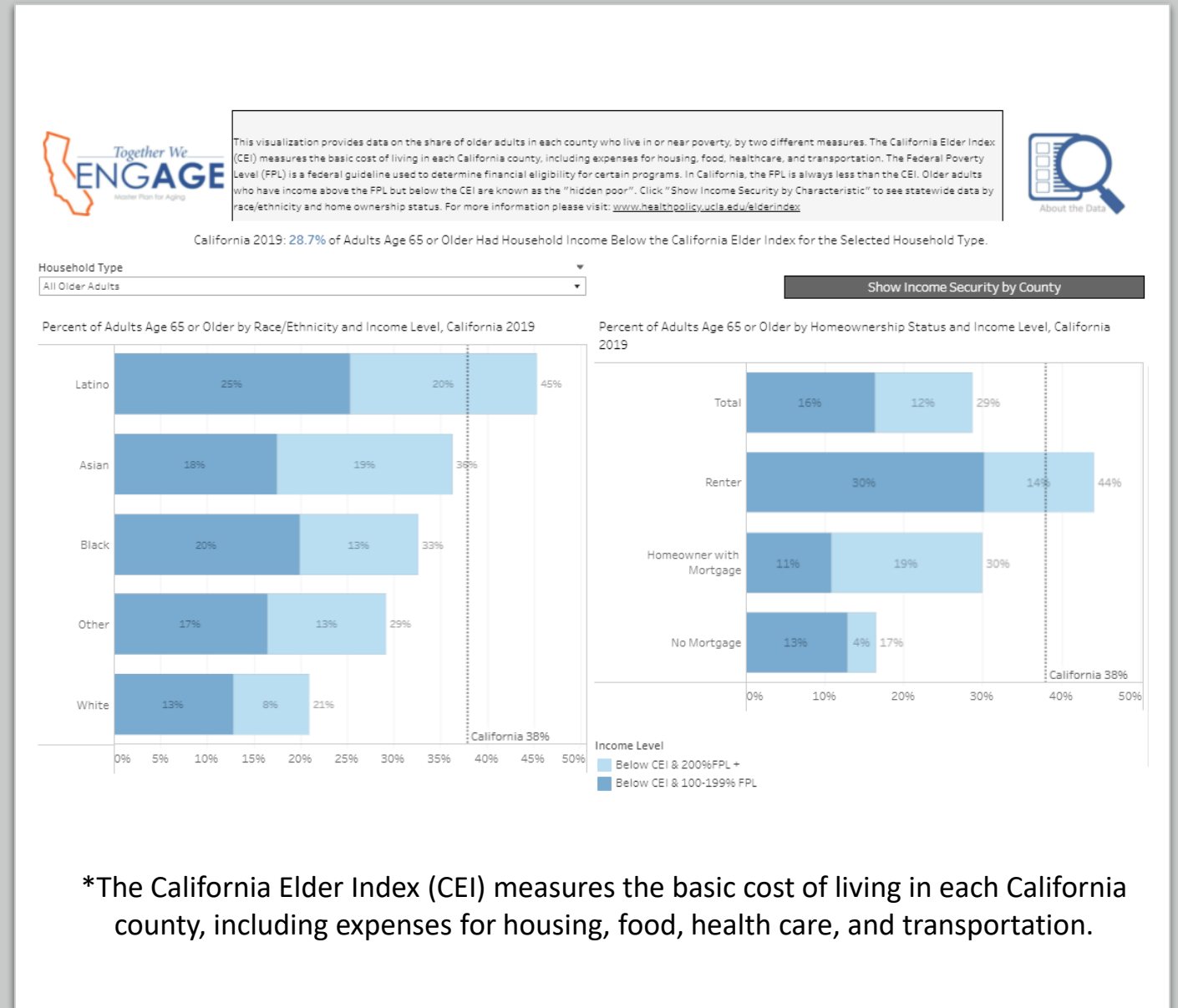
- California 2019: **19.7%** of Single Adults Age 65 or Older Living Alone Had Household Income Below 100% FPL
 - Asian (any household type): 41%
 - Latino (any household type): 34%
 - Renters (any race/ethnicity): 32%
 - Black (any household type): 25%

Percent of Adults Age 65 or Older by Homeownership Status and Income Level, California 2019



Hidden Poor

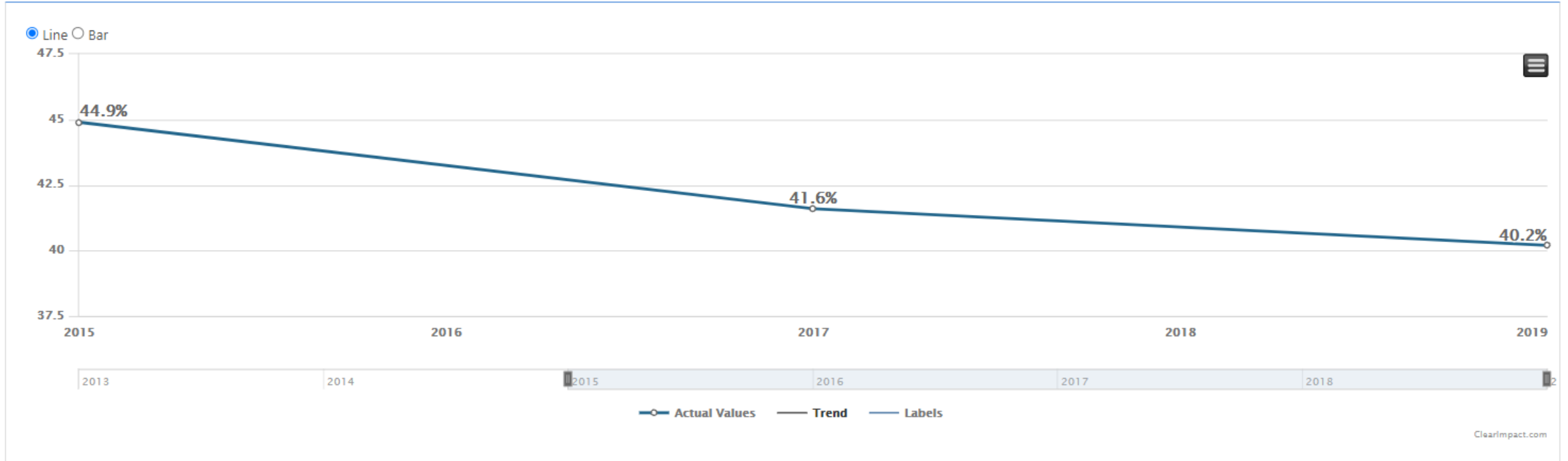
- California 2019: **28.7%** of Adults Age 65 or Older Had Household Income Above 100% FPL But Below the California Elder Index*
 - Latino (any household type): 45%
 - Renters (any race/ethnicity): 44%
 - Asian (any household type): 36%
 - Black (any household type): 33%
- California 2019: **55.1%** of Adults Age 65 or Older Housing Adult Children and Grandchildren Had Household Income Above 100% FPL But Below the California Elder Index*
 - Latino (any household type): 65%
 - Renters (any race/ethnicity): 64%
 - Asian (any household type): 59%
 - Black (any household type): 56%



Source: DDA Goal 5, [Strategy B](#)

Affording the Cost of Living: Percent of basic cost of living covered by Supplemental Security Income/State Supplementary Payment (SSI/SSP) for single adult renters age 65 or older

40.2% 2019



Affording the Cost of Living

See Goal 5, [Strategy C](#)

**Senior Advisor for
Aging, Disability,
and Alzheimer's**

Kim McCoy Wade

Senior Advisor on Aging, Disability &
Alzheimer's Disease to the Governor's Office

Master Plan for the Aging's initiative #99
called for the creation of a Governor's Office
Leadership Position on Aging, Disability, and
Alzheimer's

We are on a short break.

***The IMPACT Stakeholder Advisory Committee meeting
will resume shortly.***

IMPACT

Stakeholders:

Priority Issues

Open Forum

All

Public Comment

Public comments during meeting, as on agenda and announced:

Attendees joining by **phone**, press *9 on your dial pad to join line. The moderator will announce the last 4 digits of your phone number and will unmute your line.

Attendees joining by **webinar (Zoom)**, click the raise hand button to join line. The moderator will announce your name or your last 4 digits of your phone number and will unmute your line.

For additional public comment or for meeting feedback email Engage@aging.ca.gov.



**Summary
& Next Steps**

***Next Meeting:
January 18th, 2022***

Mark Beckley
Acting Director, CDA

Thank you!



MPA Contact:

Amanda Lawrence, MPA Project Director: Amanda.Lawrence@aging.ca.gov