

Reunification Outcomes in California



**PRESENTED TO THE
CHILD WELFARE COUNCIL
DECEMBER 9, 2015**

**Presentation originally created by
California Department of Social Services
Children's Services Operations and Evaluation**

**Updated November, 2015
with data from the California Child Welfare Indicators Project**

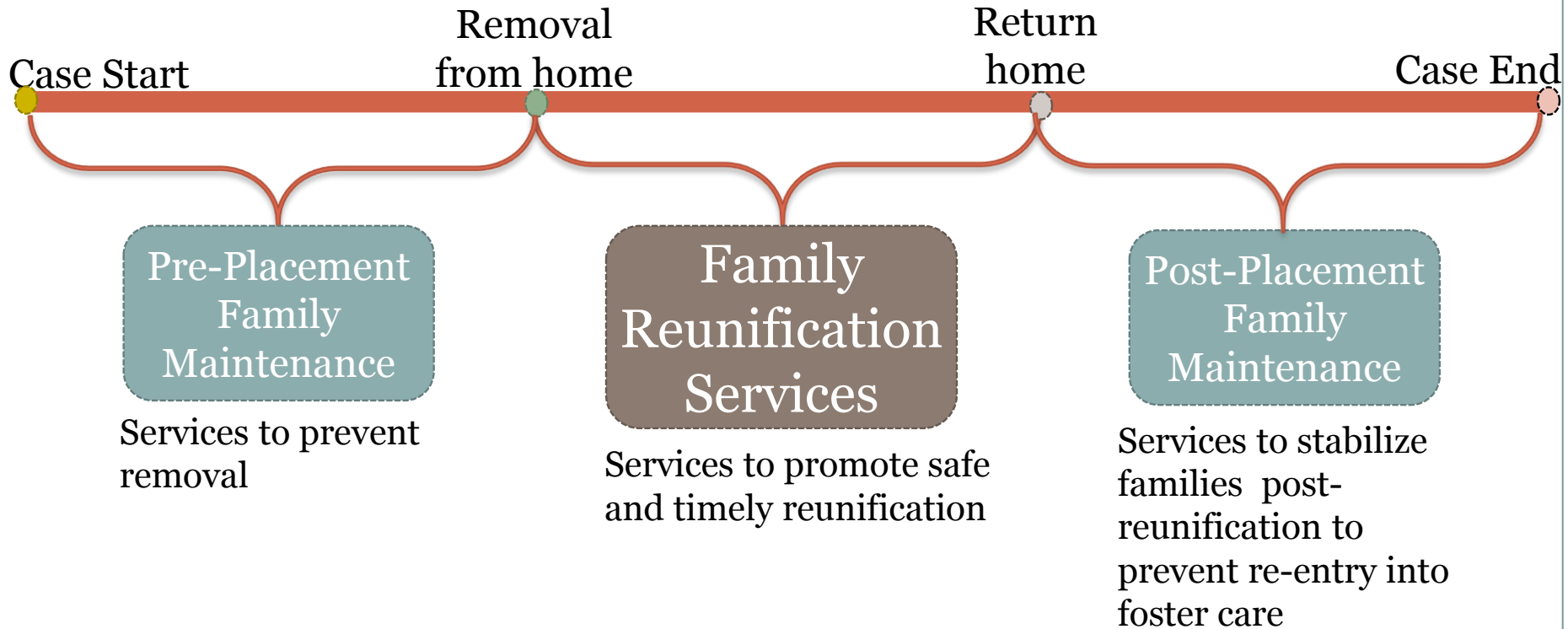
Goals

2

- To provide baseline data on the number of children served in the Family Maintenance service component of the Child Welfare System:
 - The provision of these services both before and/or after being served in Family Reunification service component of the Child Welfare System
- To provide baseline data on the number of children served in foster care under the Family Reunification service component of the Child Welfare System
- To understand which populations achieve better reunification outcomes within our current Child Welfare System

Family Reunification Pathways

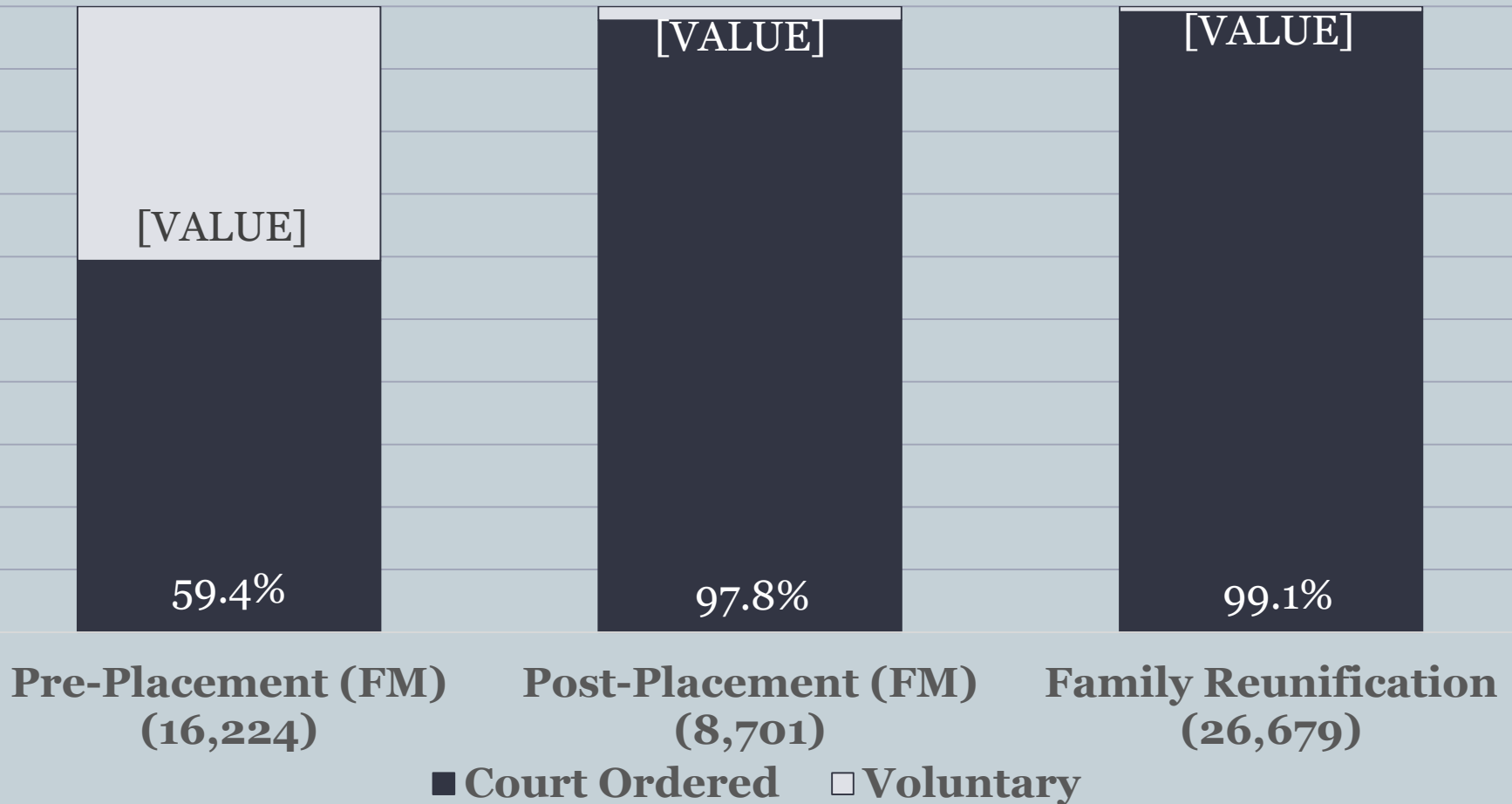
3



How many children have families who are receiving Family Reunification Services?

4

July 1, 2015 CDSS/UCB Dynamic Website



How soon do children reunify with their families?

5

- Of those children who entered foster care for the first time in 2012 (about 22,000) and 2013 (about 24,000), we observed that:
 - 20% of children reunified within **six months**
 - 36% reunified within **one year**,
 - 56% will reunify within **two years**,
 - 60% will reunify within **three years**

How many children re-enter care following reunification with their families?

6

- Twelve percent of children entering care in State Fiscal Year 2013 and exiting to reunification, re-entered foster care within 12 months.
- Infants were more likely than other age groups (14%) to re-enter foster care within 12 months following reunification.
- Children exiting from group care (25%) and foster family homes (16%) were more likely to re-enter foster care within 12 months following reunification. *Children placed in relative care were least likely to re-enter the system.*
- 11 – 15 year olds who entered foster care reunified from group care are at greatest risk of re-entry -- 29% experienced a subsequent removal.

Child Welfare Case Analysis

7

Cases Open

Family Maintenance
n=26,003

Initial
Family Reunification
n=22,026

Other Serv. Comp.
n=1,752

ER only Serv Comp
n=1,278

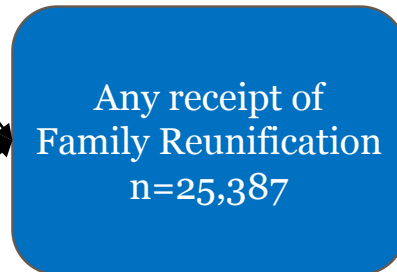
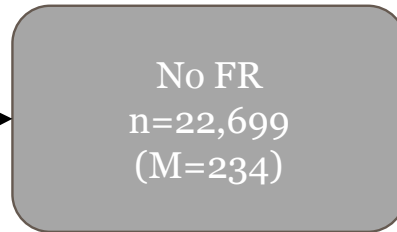
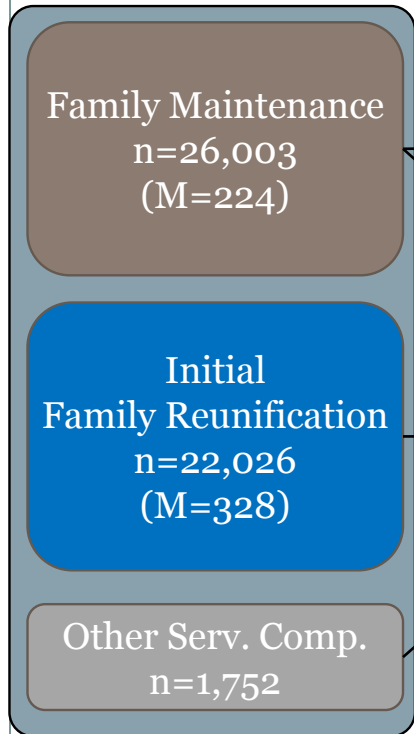
2012

- CW Case only analysis
- n=49,781 (excludes ER-only cases)
- Cohort chosen to allow ample reentry follow-up time due to possible provision of FR

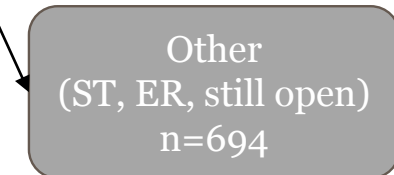
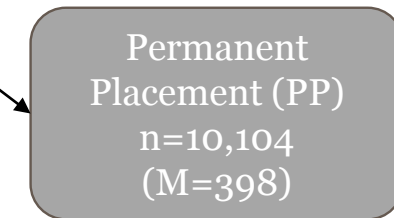
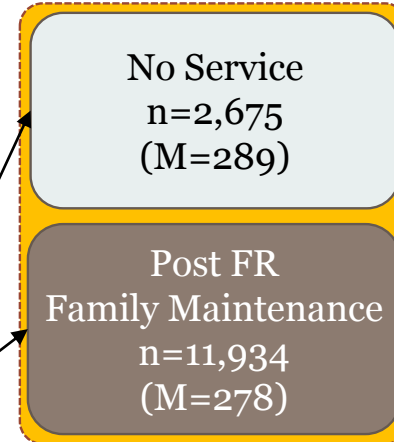
What services did families receive? (via Case Service Component)

8

Cases Open



Post FR Service



10.5%

47.0%

39.8%

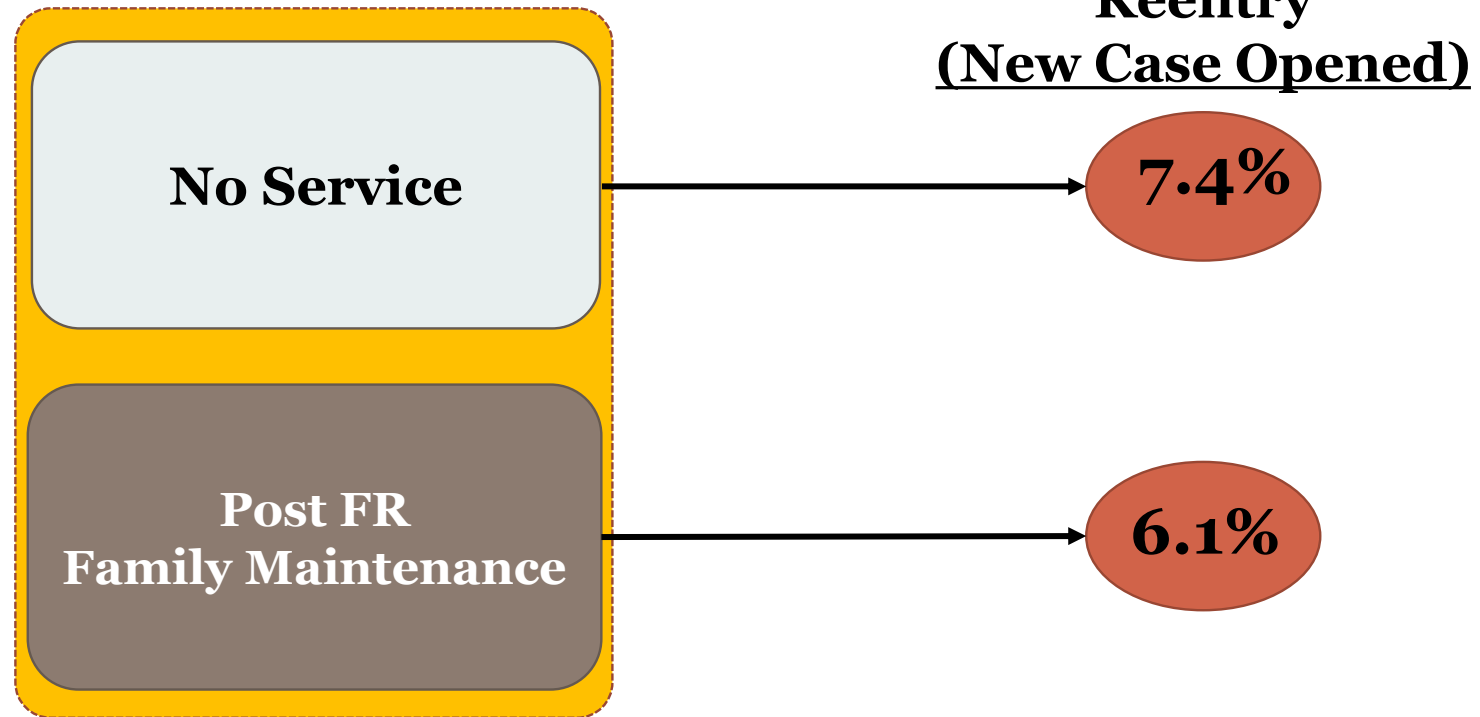
2.7%

M= median service program days*

Reentry within One Year of Case Closure

9

Post FR Service



Conclusion

10

- Placement Episode Analysis -- Reentry to Foster Care:
 - Infants were more likely than other age groups to re-enter foster care
 - Children exiting from group care were more likely, and those exiting relative care were least likely to re-enter
- Case Service Analysis – Suggests Provision of Post-Placement FM services are beneficial:
 - Fewer reentries to service (new case opened) from a higher risk group
- Additional analyses are needed to examine the relationship between provision of pre- and post- FM services on the likelihood of shorter placement episodes ending in reunification, and decreased returns to foster care