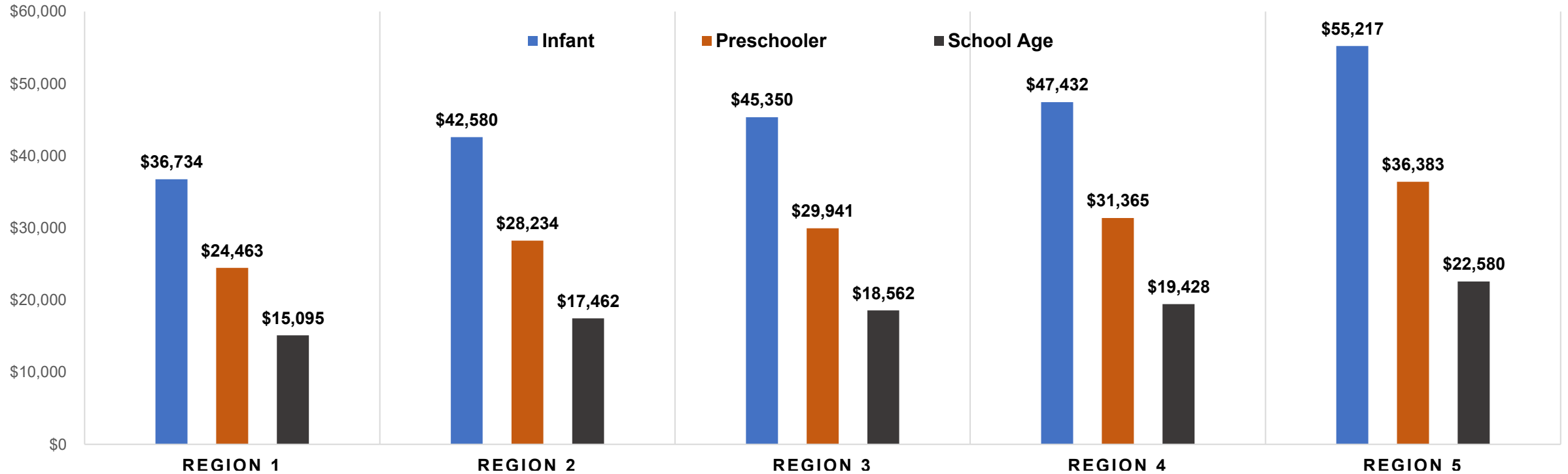


The Single Rate Structure Cost Model Outputs Informed by the Alternative Methodology

Cost Model Outputs

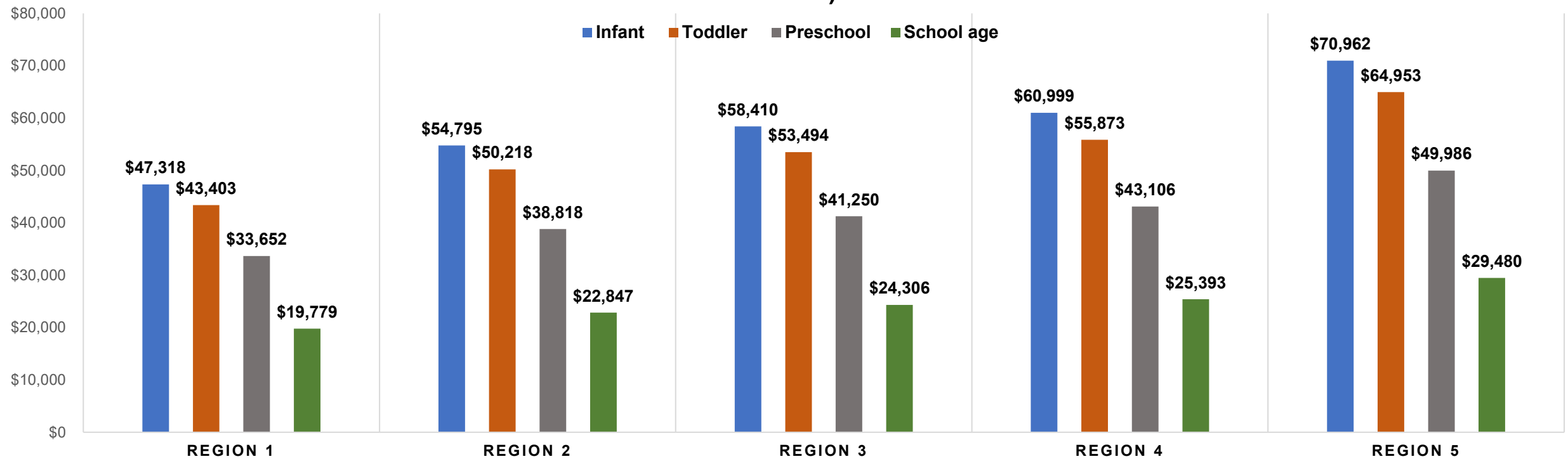
- Cost model produces an annual base cost per child generated by total costs associated with operations to meet the base rate elements
- Cost outputs are not new rates

INITIAL TITLE 22 CENTER ANNUAL COST MODEL OUTPUTS (100% BASE COST PER CHILD)



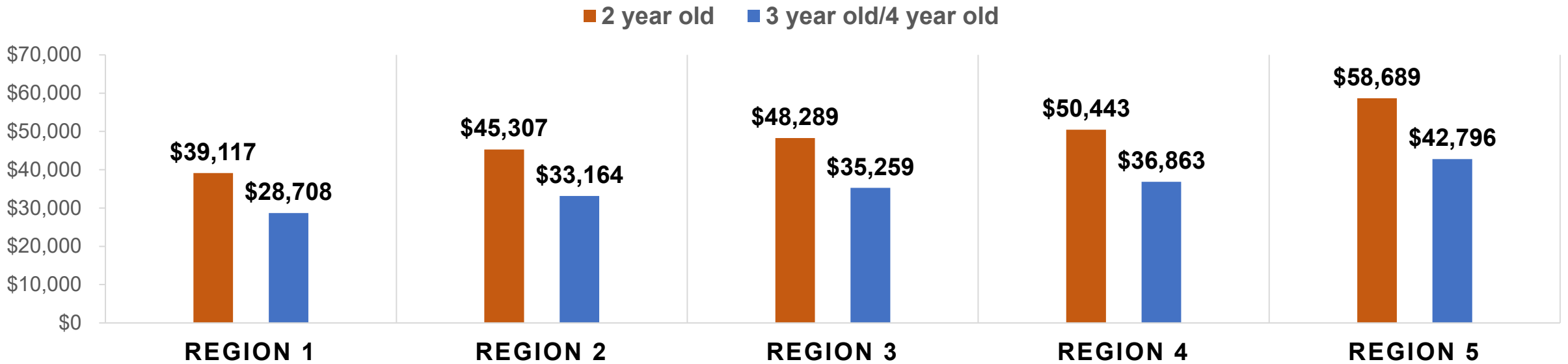
	Region 1	Region 2	Region 3	Region 4	Region 5
Infant	\$36,734	\$42,580	\$45,350	\$47,432	\$55,217
Preschooler	\$24,463	\$28,234	\$29,941	\$31,365	\$36,383
School Age	\$15,095	\$17,462	\$18,562	\$19,428	\$22,580

INITIAL TITLE 5 CENTER ANNUAL COST MODEL OUTPUTS (100% BASE COST PER CHILD)



	Region 1	Region 2	Region 3	Region 4	Region 5
Infant	\$47,318	\$54,795	\$58,410	\$60,999	\$70,962
Toddler	\$43,403	\$50,218	\$53,494	\$55,873	\$64,953
Preschooler	\$33,652	\$38,818	\$41,250	\$43,106	\$49,986
School Age	\$19,779	\$22,847	\$24,306	\$25,393	\$29,480

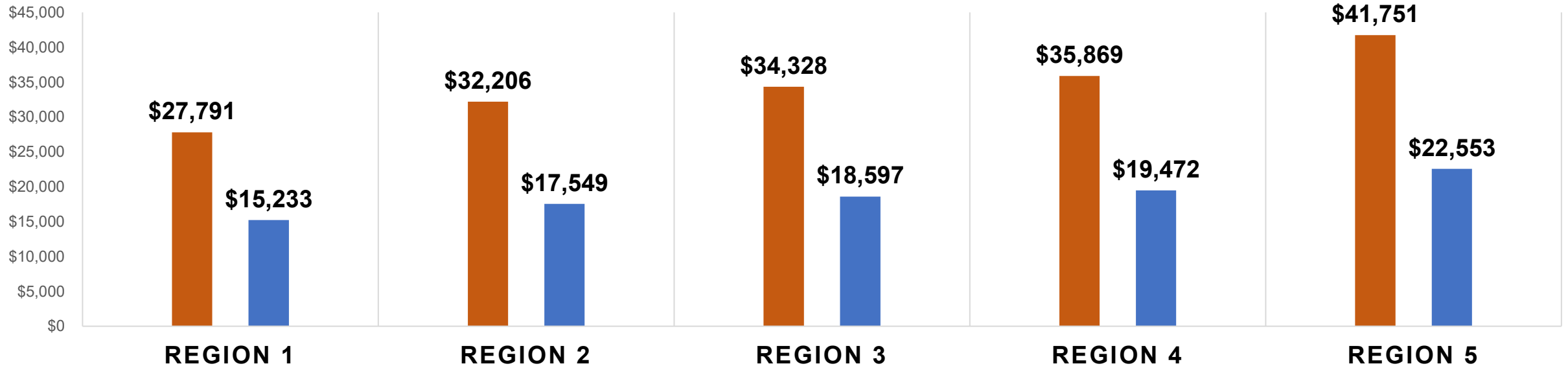
INITIAL FULL-DAY CSPP ANNUAL COST MODEL OUTPUTS (100% BASE COST PER CHILD)



	Region 1	Region 2	Region 3	Region 4	Region 5
2 year old	\$39,117	\$45,307	\$48,289	\$50,443	\$58,689
3 year old/4 year old	\$28,708	\$33,164	\$32,259	\$36,863	\$42,796

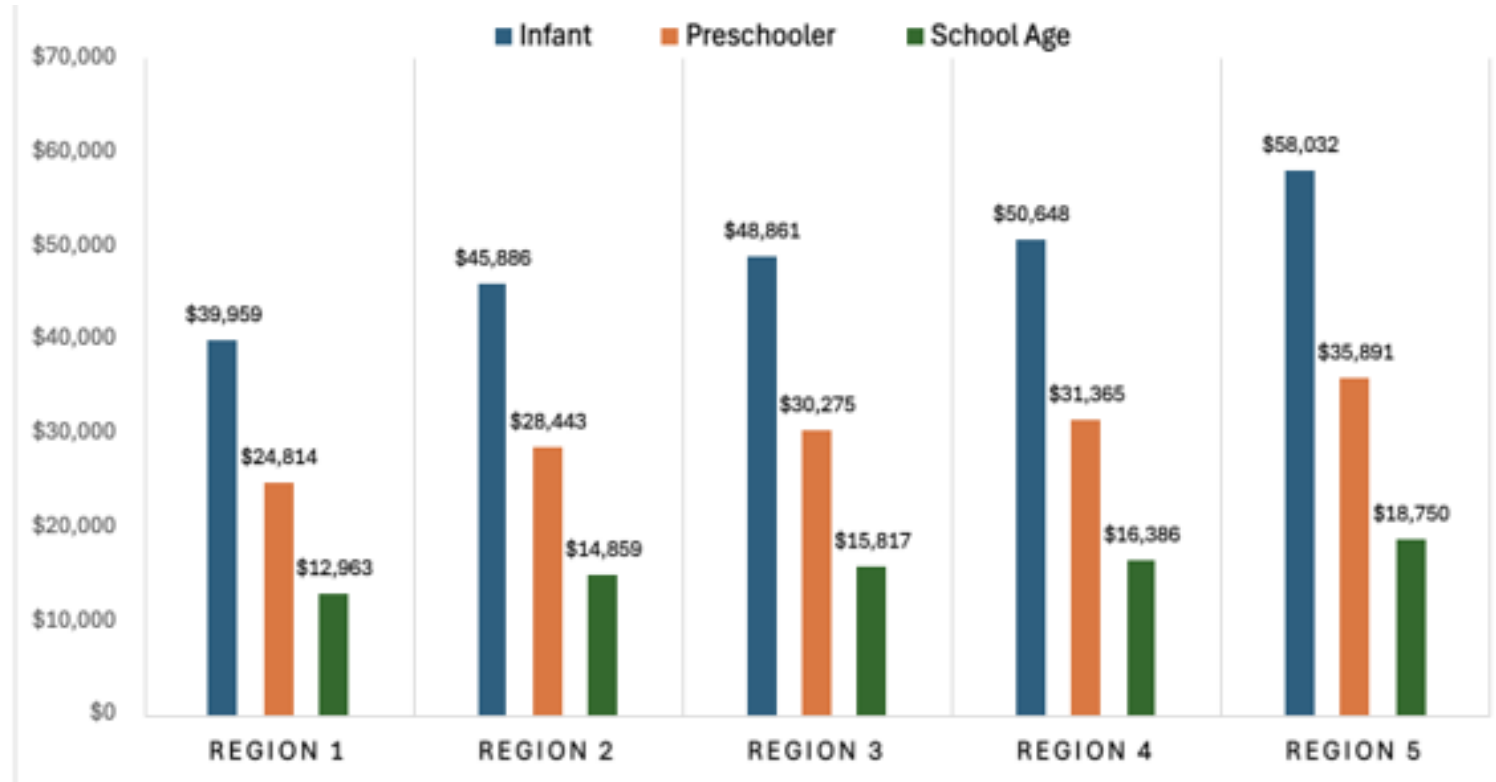
INITIAL PART-DAY CSPP ANNUAL COST MODEL OUTPUTS (100% BASE COST PER CHILD)

■ 2 year old ■ 3 year old/4 year old



	Region 1	Region 2	Region 3	Region 4	Region 5
2 year old	\$27,791	\$32,206	\$34,328	\$35,869	\$41,751
3 year old/4 year old	\$15,233	\$17,549	\$18,597	\$19,472	\$22,553

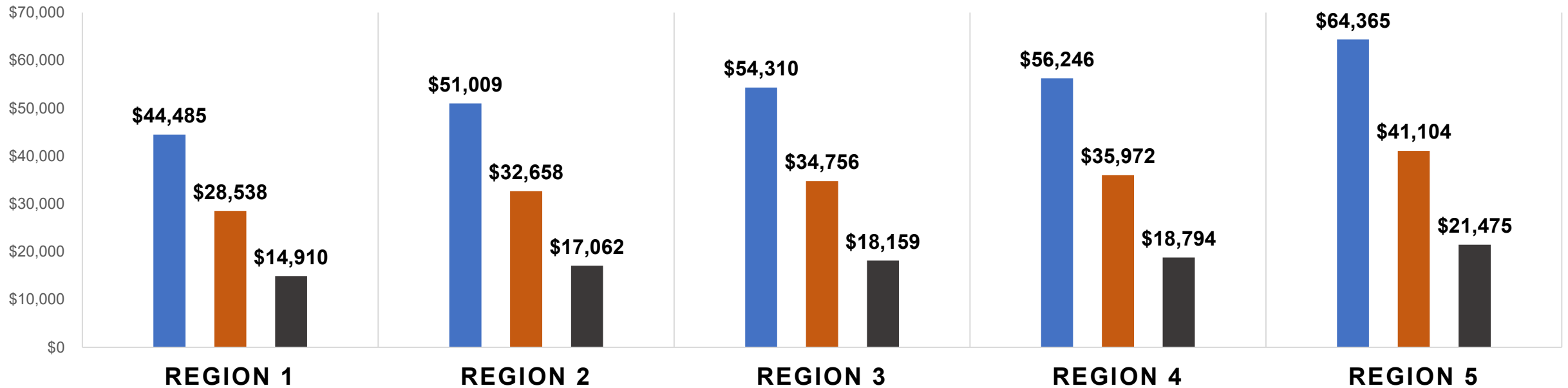
INITIAL TITLE 22 FCC ANNUAL COST MODEL OUTPUTS (100% BASE COST PER CHILD)



	Region 1	Region 2	Region 3	Region 4	Region 5
Infant	\$39,959	\$45,886	\$48,861	\$50,648	\$58,032
Preschooler	\$24,814	\$28,443	\$30,275	\$31,365	\$35,891
School Age	\$12,963	\$14,859	\$15,817	\$16,386	\$18,750

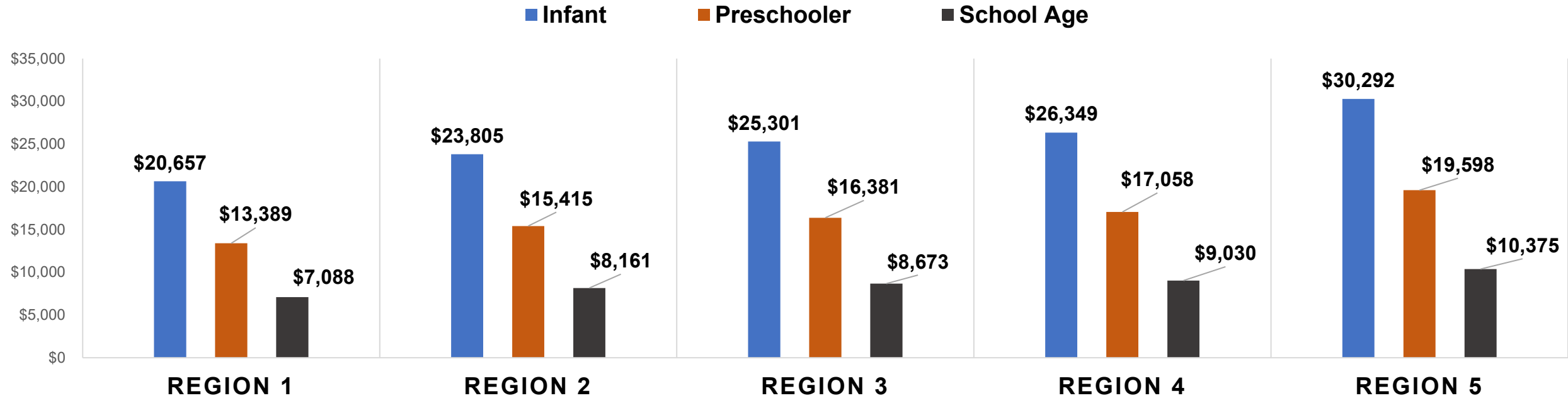
INITIAL TITLE 5 FCC ANNUAL COST MODEL OUTPUTS (100% BASE COST PER CHILD)

■ Infant ■ Preschool ■ School age



	Region 1	Region 2	Region 3	Region 4	Region 5
Infant	\$44,485	\$51,009	\$54,310	\$56,246	\$64,365
Preschooler	\$28,538	\$32,658	\$34,756	\$35,972	\$41,104
School Age	\$14,910	\$17,062	\$18,159	\$18,794	\$21,475

INITIAL FFN ANNUAL COST MODEL OUTPUTS (100% BASE COST PER CHILD)



	Region 1	Region 2	Region 3	Region 4	Region 5
Infant	\$20,657	\$23,805	\$25,301	\$26,349	\$30,292
Preschooler	\$13,389	\$15,415	\$16,381	\$17,058	\$19,598
School Age	\$7,088	\$8,161	\$8,673	\$9,030	\$10,375